



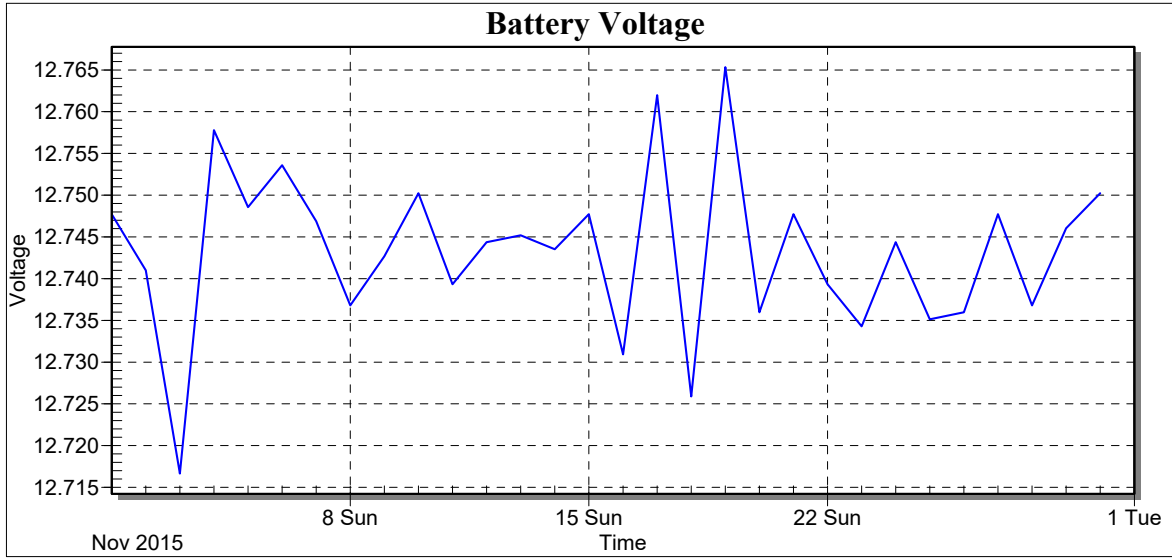
Weather Station: CEDSA

Location: Villa Lucre Panama

Report Type: 1 Month

Created: Saturday, December 5, 2015 8:13 AM

Report Period: November 2015





Weather Station: CEDSA

Location: Villa Lucre Panama

Report Type: 1 Month

Created: Saturday, December 5, 2015 8:13 AM

Report Period: November 2015

Date	Batt Volt Min
11/1/2015	12.75
11/2/2015	12.74
11/3/2015	12.72
11/4/2015	12.76
11/5/2015	12.75
11/6/2015	12.75
11/7/2015	12.75
11/8/2015	12.74
11/9/2015	12.74
11/10/2015	12.75
11/11/2015	12.74
11/12/2015	12.74
11/13/2015	12.75
11/14/2015	12.74
11/15/2015	12.75
11/16/2015	12.73
11/17/2015	12.76
11/18/2015	12.73
11/19/2015	12.77
11/20/2015	12.74
11/21/2015	12.75
11/22/2015	12.74
11/23/2015	12.73
11/24/2015	12.74
11/25/2015	12.74
11/26/2015	12.74
11/27/2015	12.75
11/28/2015	12.74
11/29/2015	12.75
11/30/2015	12.75
Low	12.72
High	12.77
Average	12.74
Std Dev	0.01



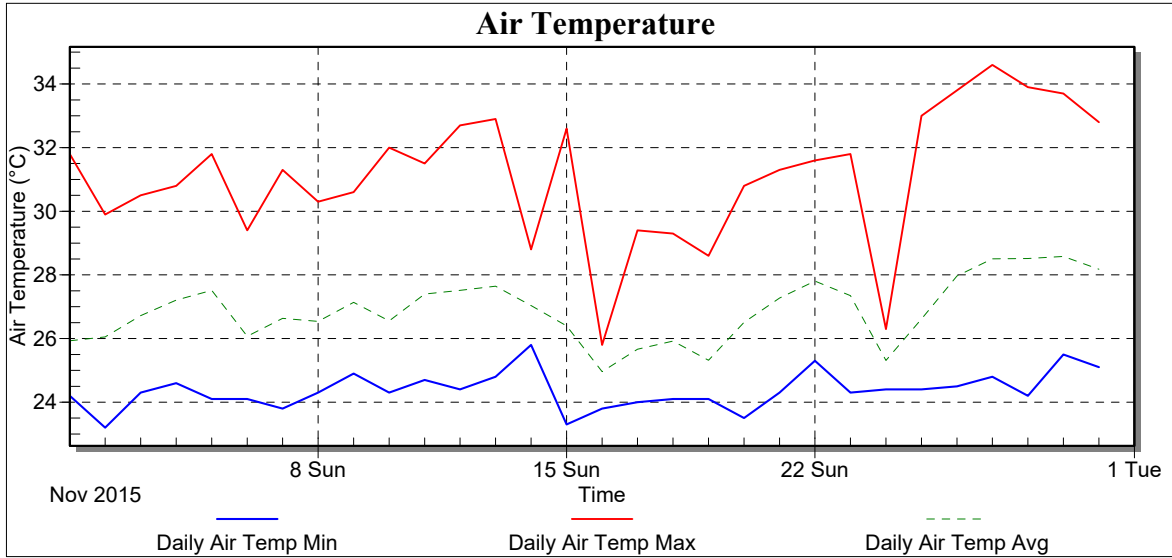
Weather Station: CEDSA

Location: Villa Lucre Panama

Report Type: 1 Month

Created: Saturday, December 5, 2015 8:13 AM

Report Period: November 2015





Weather Station: CEDSA

Location: Villa Lucre Panama

Report Type: 1 Month

Created: Saturday, December 5, 2015 8:13 AM

Report Period: November 2015

Date	Air Temp Min (°C)	Air Temp Max (°C)	Air Temp Avg (°C)
11/1/2015	24.20	31.80	25.93
11/2/2015	23.20	29.90	26.05
11/3/2015	24.30	30.50	26.72
11/4/2015	24.60	30.80	27.21
11/5/2015	24.10	31.80	27.52
11/6/2015	24.10	29.40	26.07
11/7/2015	23.80	31.30	26.63
11/8/2015	24.30	30.30	26.54
11/9/2015	24.90	30.60	27.14
11/10/2015	24.30	32.00	26.56
11/11/2015	24.70	31.50	27.40
11/12/2015	24.40	32.70	27.51
11/13/2015	24.80	32.90	27.65
11/14/2015	25.80	28.80	27.04
11/15/2015	23.30	32.60	26.40
11/16/2015	23.80	25.80	24.96
11/17/2015	24.00	29.40	25.66
11/18/2015	24.10	29.30	25.92
11/19/2015	24.10	28.60	25.32
11/20/2015	23.50	30.80	26.51
11/21/2015	24.30	31.30	27.27
11/22/2015	25.30	31.60	27.81
11/23/2015	24.30	31.80	27.35
11/24/2015	24.40	26.30	25.31
11/25/2015	24.40	33.00	26.61
11/26/2015	24.50	33.80	27.97
11/27/2015	24.80	34.60	28.50
11/28/2015	24.20	33.90	28.52
11/29/2015	25.50	33.70	28.58
11/30/2015	25.10	32.80	28.18
Low	23.20	25.80	24.96
High	25.80	34.60	28.58
Average	24.37	31.12	26.89
Std Dev	0.58	2.05	0.97



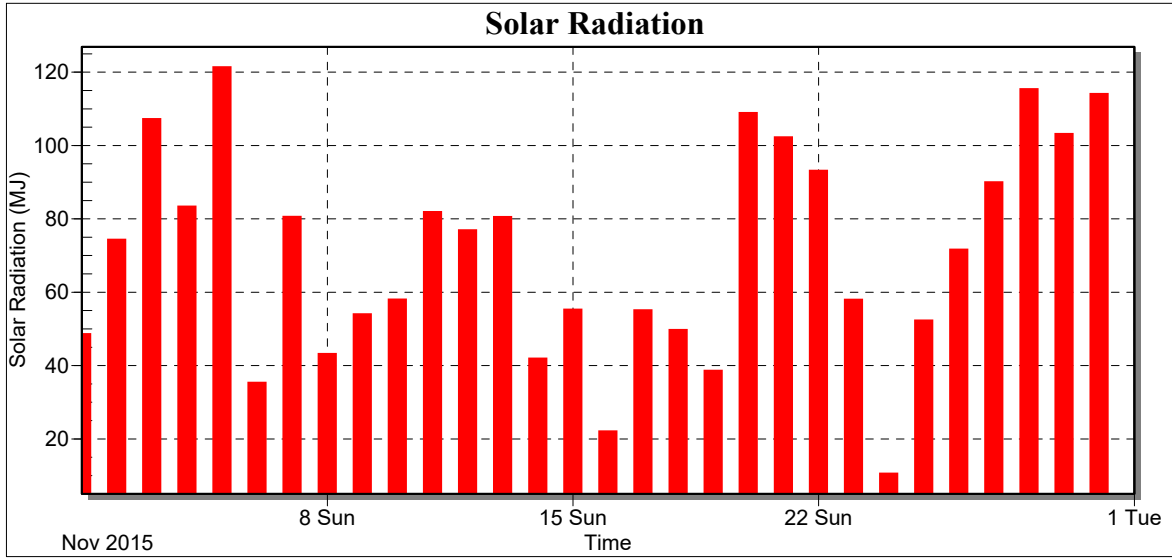
Weather Station: CEDSA

Location: Villa Lucre Panama

Report Type: 1 Month

Created: Saturday, December 5, 2015 8:13 AM

Report Period: November 2015





Weather Station: CEDSA

Location: Villa Lucre Panama

Report Type: 1 Month

Created: Saturday, December 5, 2015 8:13 AM

Report Period: November 2015

Date	Total Solar Radiation (MJ)
11/1/2015	48.60
11/2/2015	74.36
11/3/2015	107.25
11/4/2015	83.36
11/5/2015	121.39
11/6/2015	35.33
11/7/2015	80.56
11/8/2015	43.20
11/9/2015	54.00
11/10/2015	58.01
11/11/2015	81.90
11/12/2015	76.90
11/13/2015	80.53
11/14/2015	41.93
11/15/2015	55.27
11/16/2015	22.10
11/17/2015	55.10
11/18/2015	49.74
11/19/2015	38.64
11/20/2015	108.89
11/21/2015	102.26
11/22/2015	93.13
11/23/2015	58.00
11/24/2015	10.59
11/25/2015	52.32
11/26/2015	71.62
11/27/2015	89.99
11/28/2015	115.37
11/29/2015	103.16
11/30/2015	114.08
Low	10.59
High	121.39
Average	70.92
Std Dev	28.80
Total	2127.58



Weather Station: CEDSA

Location: Villa Lucre Panama

Report Type: 1 Month

Created: Saturday, December 5, 2015 8:13 AM

Report Period: November 2015

Date	RH Avg (%)
11/1/2015	83.95
11/2/2015	80.78
11/3/2015	78.29
11/4/2015	76.77
11/5/2015	74.50
11/6/2015	83.33
11/7/2015	79.54
11/8/2015	80.95
11/9/2015	77.76
11/10/2015	79.48
11/11/2015	77.23
11/12/2015	76.04
11/13/2015	77.97
11/14/2015	81.78
11/15/2015	81.99
11/16/2015	87.17
11/17/2015	84.68
11/18/2015	83.33
11/19/2015	86.76
11/20/2015	78.29
11/21/2015	77.58
11/22/2015	76.52
11/23/2015	78.67
11/24/2015	84.12
11/25/2015	81.72
11/26/2015	75.29
11/27/2015	70.25
11/28/2015	69.43
11/29/2015	68.88
11/30/2015	69.40
Low	68.88
High	87.17
Average	78.75
Std Dev	4.84



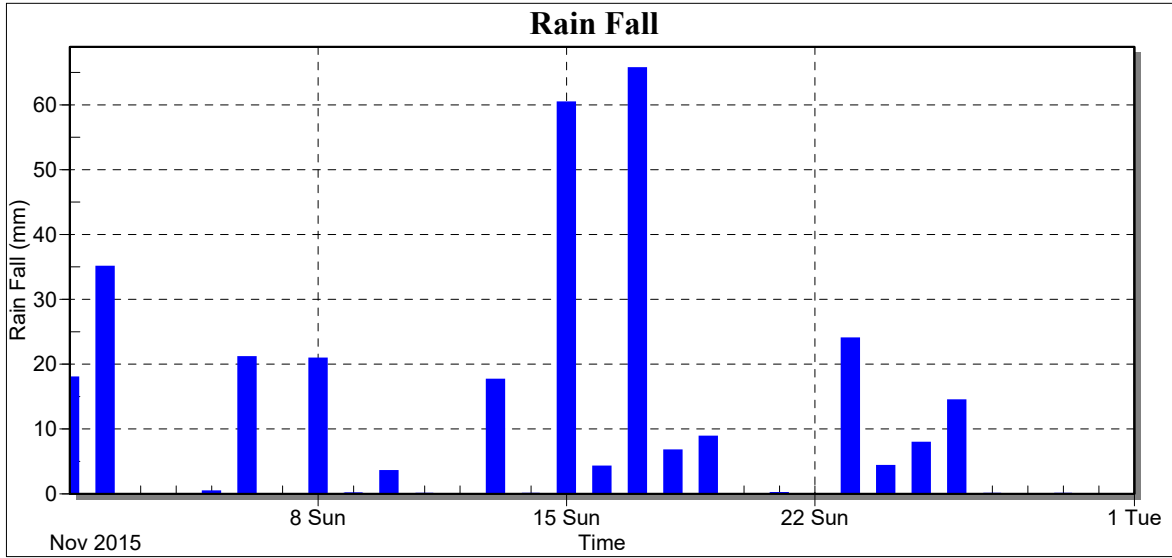
Weather Station: CEDSA

Location: Villa Lucre Panama

Report Type: 1 Month

Created: Saturday, December 5, 2015 8:13 AM

Report Period: November 2015





Weather Station: CEDSA

Location: Villa Lucre Panama

Report Type: 1 Month

Created: Saturday, December 5, 2015 8:13 AM

Report Period: November 2015

Date	Rain Fall (mm)
11/1/2015	17.95
11/2/2015	35.03
11/3/2015	0.00
11/4/2015	0.00
11/5/2015	0.39
11/6/2015	21.09
11/7/2015	0.00
11/8/2015	20.87
11/9/2015	0.03
11/10/2015	3.52
11/11/2015	0.01
11/12/2015	0.00
11/13/2015	17.61
11/14/2015	0.01
11/15/2015	60.38
11/16/2015	4.21
11/17/2015	65.68
11/18/2015	6.69
11/19/2015	8.83
11/20/2015	0.00
11/21/2015	0.11
11/22/2015	0.00
11/23/2015	23.98
11/24/2015	4.31
11/25/2015	7.88
11/26/2015	14.44
11/27/2015	0.01
11/28/2015	0.00
11/29/2015	0.01
11/30/2015	0.00
Low	0.00
High	65.68
Average	10.43
Std Dev	16.78
Total	313.04



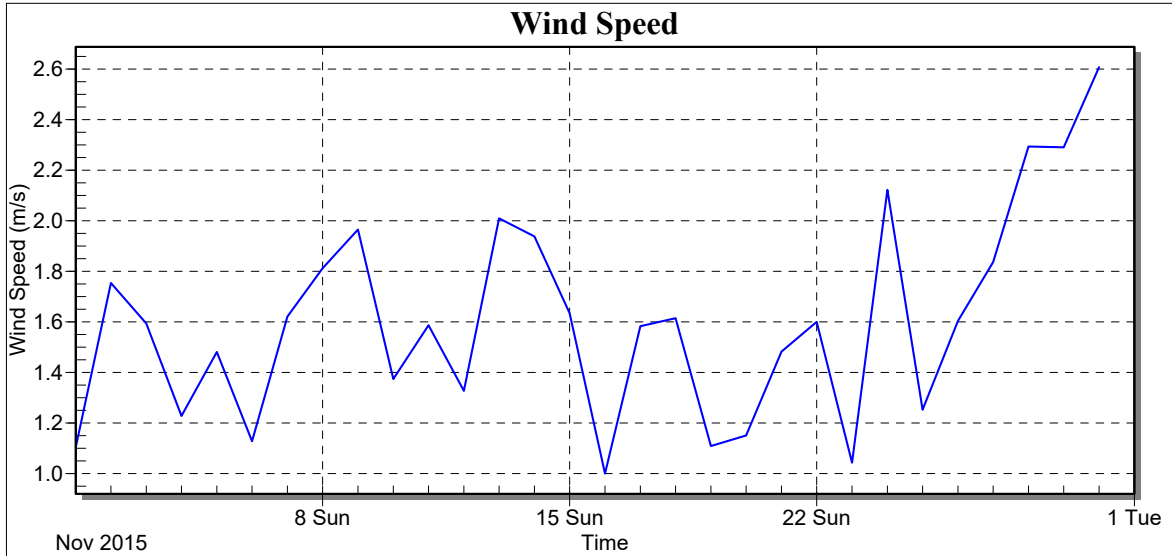
Weather Station: CEDSA

Location: Villa Lucre Panama

Report Type: 1 Month

Created: Saturday, December 5, 2015 8:13 AM

Report Period: November 2015





Weather Station: CEDSA

Location: Villa Lucre Panama

Report Type: 1 Month

Created: Saturday, December 5, 2015 8:13 AM

Report Period: November 2015

Date	Wind Speed Avg (m/s)
11/1/2015	1.10
11/2/2015	1.75
11/3/2015	1.59
11/4/2015	1.23
11/5/2015	1.48
11/6/2015	1.13
11/7/2015	1.62
11/8/2015	1.81
11/9/2015	1.97
11/10/2015	1.37
11/11/2015	1.59
11/12/2015	1.33
11/13/2015	2.01
11/14/2015	1.94
11/15/2015	1.63
11/16/2015	1.00
11/17/2015	1.58
11/18/2015	1.61
11/19/2015	1.11
11/20/2015	1.15
11/21/2015	1.48
11/22/2015	1.60
11/23/2015	1.04
11/24/2015	2.12
11/25/2015	1.25
11/26/2015	1.60
11/27/2015	1.84
11/28/2015	2.29
11/29/2015	2.29
11/30/2015	2.61
Low	1.00
High	2.61
Average	1.60
Std Dev	0.40



Weather Station: CEDSA

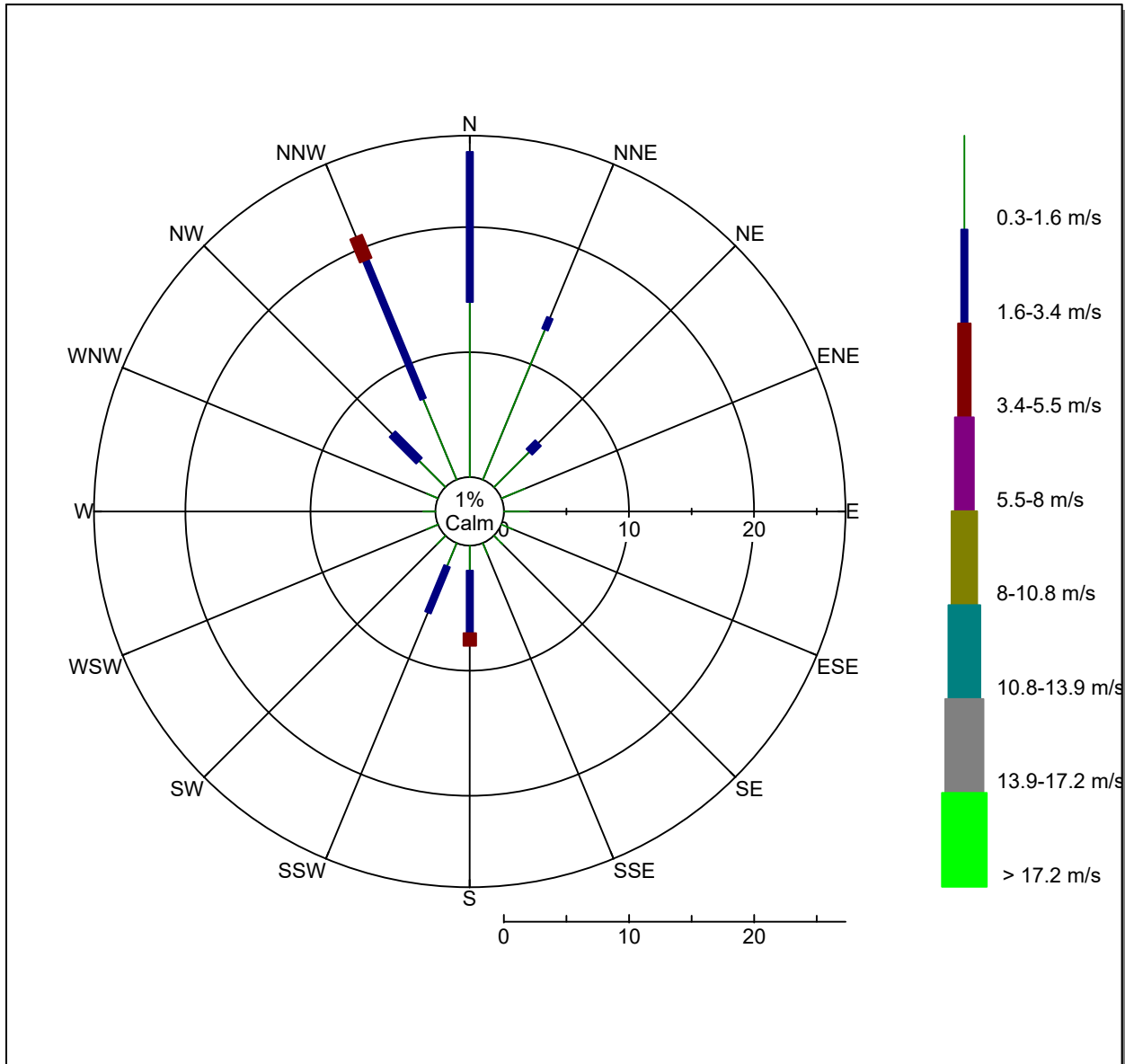
Location: Villa Lucre Panama

Report Type: 1 Month

Created: Saturday, December 5, 2015 8:13 AM

Report Period: November 2015

Wind Rose





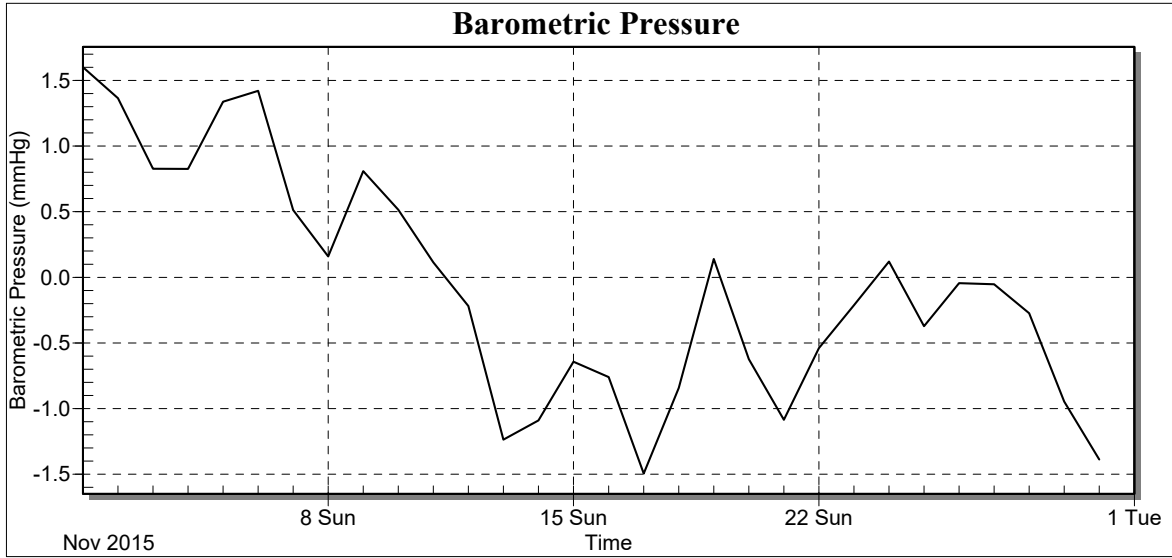
Weather Station: CEDSA

Location: Villa Lucre Panama

Report Type: 1 Month

Created: Saturday, December 5, 2015 8:13 AM

Report Period: November 2015





Weather Station: CEDSA

Location: Villa Lucre Panama

Report Type: 1 Month

Created: Saturday, December 5, 2015 8:13 AM

Report Period: November 2015

Date	Avg BP (mmHg)
11/1/2015	1.60
11/2/2015	1.37
11/3/2015	0.83
11/4/2015	0.83
11/5/2015	1.34
11/6/2015	1.42
11/7/2015	0.51
11/8/2015	0.16
11/9/2015	0.81
11/10/2015	0.51
11/11/2015	0.11
11/12/2015	-0.22
11/13/2015	-1.24
11/14/2015	-1.09
11/15/2015	-0.64
11/16/2015	-0.76
11/17/2015	-1.49
11/18/2015	-0.84
11/19/2015	0.14
11/20/2015	-0.62
11/21/2015	-1.08
11/22/2015	-0.54
11/23/2015	-0.21
11/24/2015	0.12
11/25/2015	-0.37
11/26/2015	-0.04
11/27/2015	-0.05
11/28/2015	-0.27
11/29/2015	-0.95
11/30/2015	-1.39
Low	-1.49
High	1.60
Average	-0.07
Std Dev	0.86