



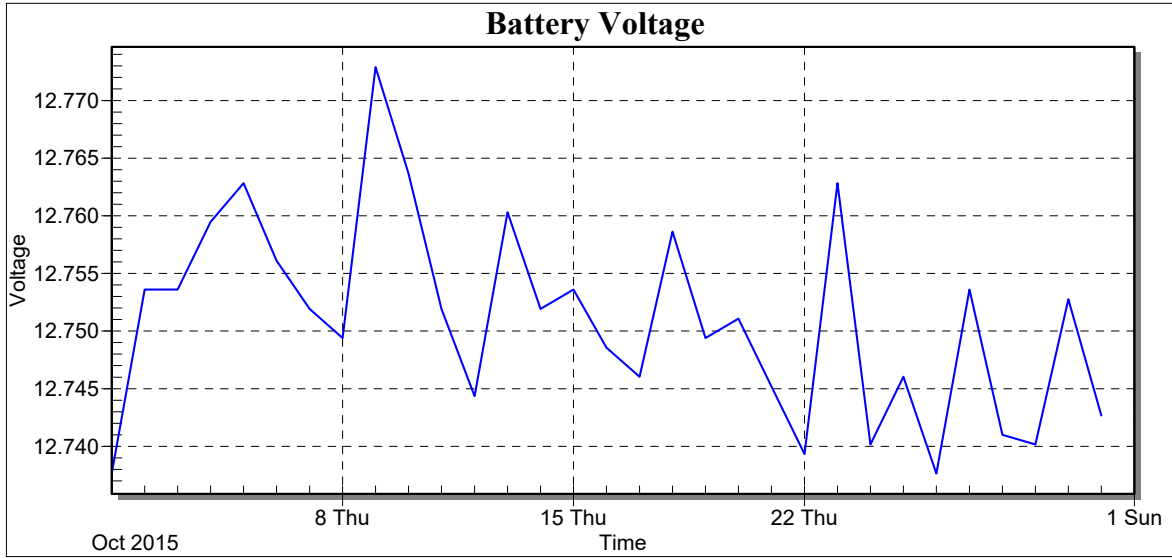
Weather Station: CEDSA

Location: Villa Lucre Panama

Report Type: 1 Month

Created: Saturday, December 5, 2015 8:12 AM

Report Period: October 2015





Weather Station: CEDSA

Location: Villa Lucre Panama

Report Type: 1 Month

Created: Saturday, December 5, 2015 8:12 AM

Report Period: October 2015

Date	Batt Volt Min
10/1/2015	12.74
10/2/2015	12.75
10/3/2015	12.75
10/4/2015	12.76
10/5/2015	12.76
10/6/2015	12.76
10/7/2015	12.75
10/8/2015	12.75
10/9/2015	12.77
10/10/2015	12.76
10/11/2015	12.75
10/12/2015	12.74
10/13/2015	12.76
10/14/2015	12.75
10/15/2015	12.75
10/16/2015	12.75
10/17/2015	12.75
10/18/2015	12.76
10/19/2015	12.75
10/20/2015	12.75
10/21/2015	12.75
10/22/2015	12.74
10/23/2015	12.76
10/24/2015	12.74
10/25/2015	12.75
10/26/2015	12.74
10/27/2015	12.75
10/28/2015	12.74
10/29/2015	12.74
10/30/2015	12.75
10/31/2015	12.74
Low	12.74
High	12.77
Average	12.75
Std Dev	0.01



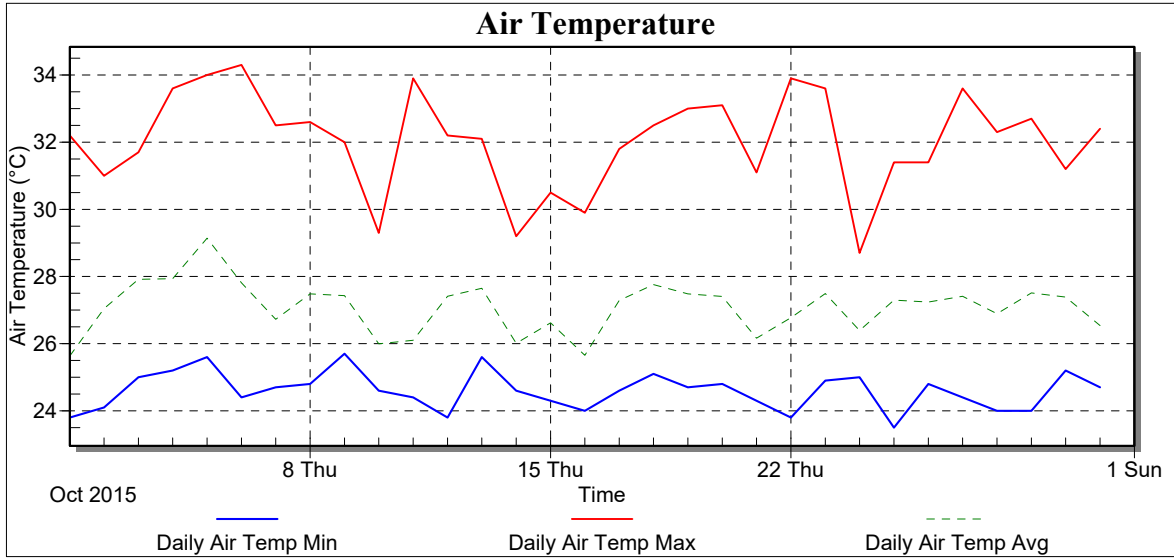
Weather Station: CEDSA

Location: Villa Lucre Panama

Report Type: 1 Month

Created: Saturday, December 5, 2015 8:12 AM

Report Period: October 2015





Weather Station: CEDSA

Location: Villa Lucre Panama

Report Type: 1 Month

Created: Saturday, December 5, 2015 8:12 AM

Report Period: October 2015

Date	Air Temp Min (°C)	Air Temp Max (°C)	Air Temp Avg (°C)
10/1/2015	23.80	32.20	25.63
10/2/2015	24.10	31.00	27.05
10/3/2015	25.00	31.70	27.92
10/4/2015	25.20	33.60	27.94
10/5/2015	25.60	34.00	29.14
10/6/2015	24.40	34.30	27.81
10/7/2015	24.70	32.50	26.73
10/8/2015	24.80	32.60	27.48
10/9/2015	25.70	32.00	27.43
10/10/2015	24.60	29.30	25.99
10/11/2015	24.40	33.90	26.10
10/12/2015	23.80	32.20	27.41
10/13/2015	25.60	32.10	27.65
10/14/2015	24.60	29.20	26.01
10/15/2015	24.30	30.50	26.62
10/16/2015	24.00	29.90	25.65
10/17/2015	24.60	31.80	27.29
10/18/2015	25.10	32.50	27.76
10/19/2015	24.70	33.00	27.48
10/20/2015	24.80	33.10	27.40
10/21/2015	24.30	31.10	26.16
10/22/2015	23.80	33.90	26.77
10/23/2015	24.90	33.60	27.49
10/24/2015	25.00	28.70	26.39
10/25/2015	23.50	31.40	27.30
10/26/2015	24.80	31.40	27.24
10/27/2015	24.40	33.60	27.41
10/28/2015	24.00	32.30	26.89
10/29/2015	24.00	32.70	27.51
10/30/2015	25.20	31.20	27.39
10/31/2015	24.70	32.40	26.54
Low	23.50	28.70	25.63
High	25.70	34.30	29.14
Average	24.59	32.05	27.08
Std Dev	0.55	1.44	0.76



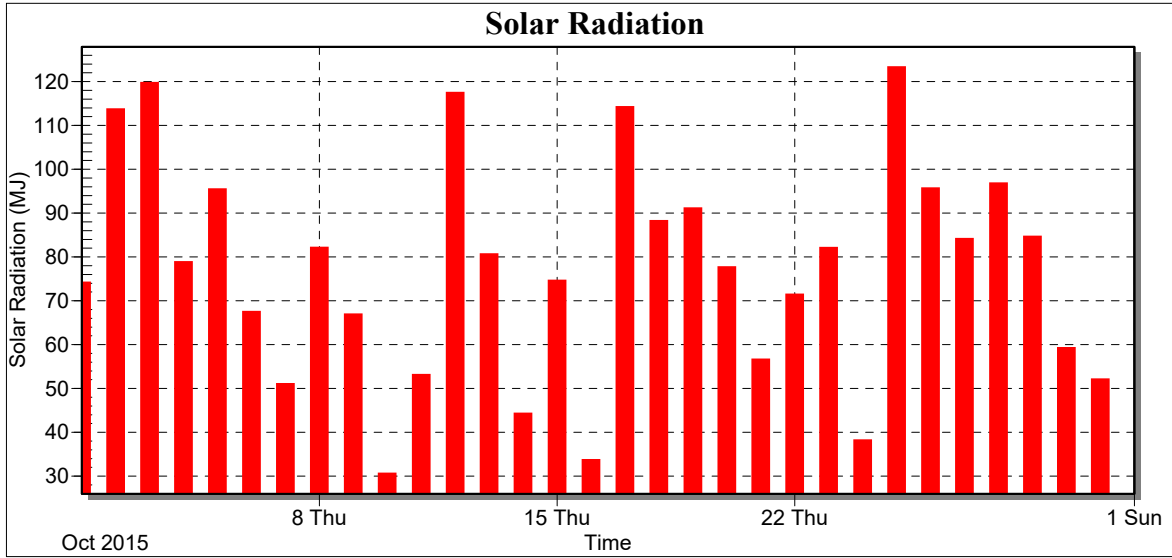
Weather Station: CEDSA

Location: Villa Lucre Panama

Report Type: 1 Month

Created: Saturday, December 5, 2015 8:12 AM

Report Period: October 2015





Weather Station: CEDSA

Location: Villa Lucre Panama

Report Type: 1 Month

Created: Saturday, December 5, 2015 8:12 AM

Report Period: October 2015

Date	Total Solar Radiation (MJ)
10/1/2015	74.16
10/2/2015	113.70
10/3/2015	119.70
10/4/2015	78.82
10/5/2015	95.44
10/6/2015	67.48
10/7/2015	51.02
10/8/2015	82.11
10/9/2015	66.89
10/10/2015	30.61
10/11/2015	53.10
10/12/2015	117.45
10/13/2015	80.62
10/14/2015	44.28
10/15/2015	74.59
10/16/2015	33.69
10/17/2015	114.20
10/18/2015	88.23
10/19/2015	91.10
10/20/2015	77.65
10/21/2015	56.61
10/22/2015	71.44
10/23/2015	82.09
10/24/2015	38.18
10/25/2015	123.31
10/26/2015	95.67
10/27/2015	84.13
10/28/2015	96.80
10/29/2015	84.65
10/30/2015	59.24
10/31/2015	52.07
Low	30.61
High	123.31
Average	77.39
Std Dev	24.99
Total	2399.03



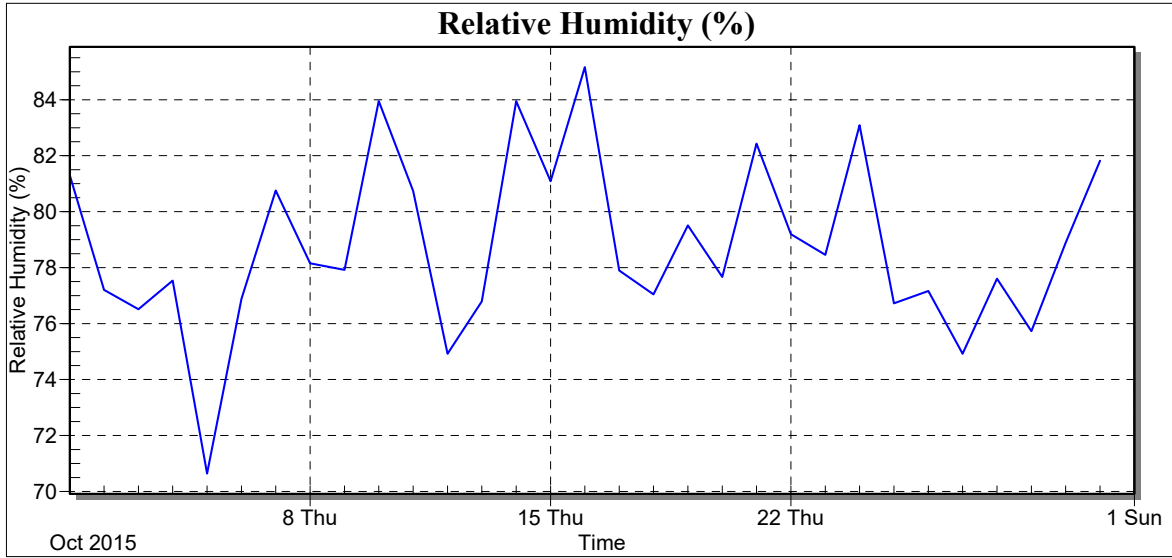
Weather Station: CEDSA

Location: Villa Lucre Panama

Report Type: 1 Month

Created: Saturday, December 5, 2015 8:12 AM

Report Period: October 2015





Weather Station: CEDSA

Location: Villa Lucre Panama

Report Type: 1 Month

Created: Saturday, December 5, 2015 8:12 AM

Report Period: October 2015

Date	RH Avg (%)
10/1/2015	81.30
10/2/2015	77.21
10/3/2015	76.51
10/4/2015	77.53
10/5/2015	70.64
10/6/2015	76.88
10/7/2015	80.75
10/8/2015	78.16
10/9/2015	77.92
10/10/2015	83.95
10/11/2015	80.74
10/12/2015	74.92
10/13/2015	76.79
10/14/2015	83.95
10/15/2015	81.09
10/16/2015	85.17
10/17/2015	77.90
10/18/2015	77.04
10/19/2015	79.51
10/20/2015	77.67
10/21/2015	82.43
10/22/2015	79.20
10/23/2015	78.46
10/24/2015	83.09
10/25/2015	76.73
10/26/2015	77.16
10/27/2015	74.92
10/28/2015	77.61
10/29/2015	75.73
10/30/2015	78.89
10/31/2015	81.82
Low	70.64
High	85.17
Average	78.76
Std Dev	3.07



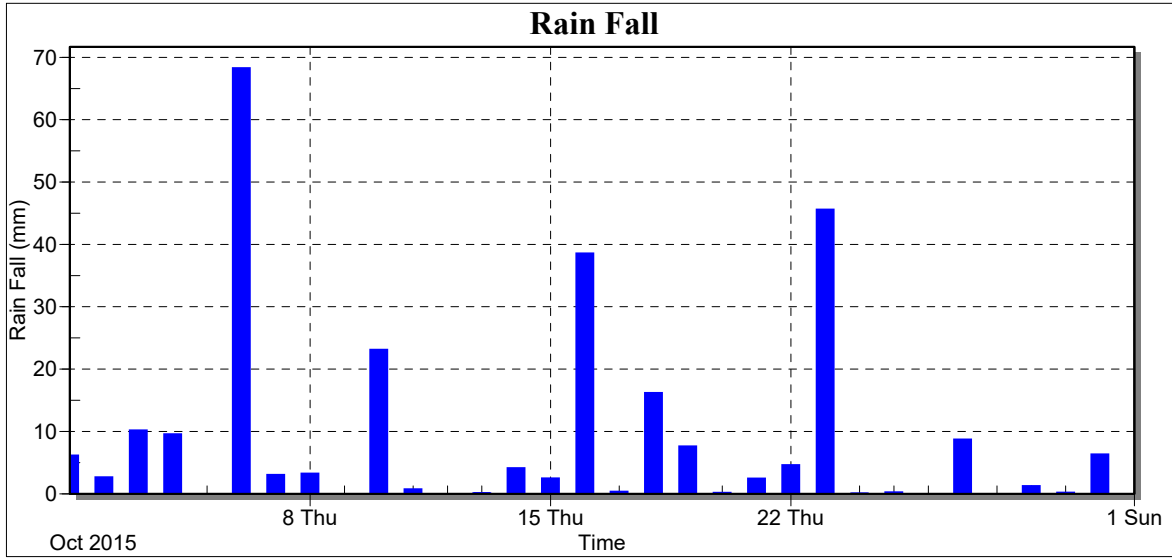
Weather Station: CEDSA

Location: Villa Lucre Panama

Report Type: 1 Month

Created: Saturday, December 5, 2015 8:12 AM

Report Period: October 2015





Weather Station: CEDSA

Location: Villa Lucre Panama

Report Type: 1 Month

Created: Saturday, December 5, 2015 8:12 AM

Report Period: October 2015

Date	Rain Fall (mm)
10/1/2015	6.14
10/2/2015	2.65
10/3/2015	10.17
10/4/2015	9.56
10/5/2015	0.00
10/6/2015	68.29
10/7/2015	3.03
10/8/2015	3.25
10/9/2015	0.00
10/10/2015	23.11
10/11/2015	0.73
10/12/2015	0.00
10/13/2015	0.10
10/14/2015	4.11
10/15/2015	2.47
10/16/2015	38.56
10/17/2015	0.34
10/18/2015	16.17
10/19/2015	7.60
10/20/2015	0.17
10/21/2015	2.46
10/22/2015	4.60
10/23/2015	45.59
10/24/2015	0.03
10/25/2015	0.24
10/26/2015	0.00
10/27/2015	8.71
10/28/2015	0.00
10/29/2015	1.25
10/30/2015	0.19
10/31/2015	6.33
Low	0.00
High	68.29
Average	8.58
Std Dev	15.27
Total	265.85



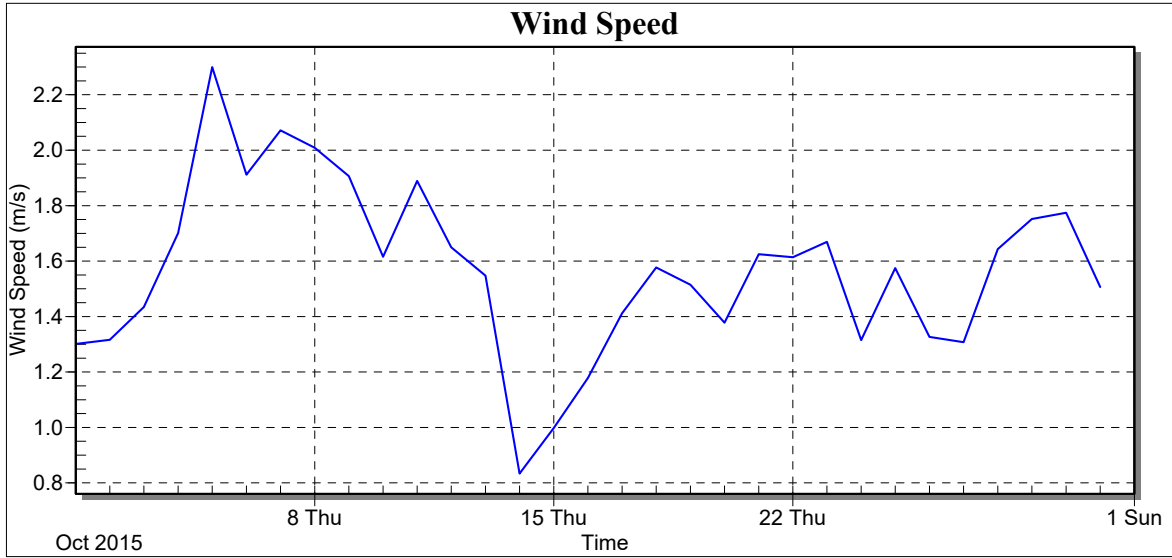
Weather Station: CEDSA

Location: Villa Lucre Panama

Report Type: 1 Month

Created: Saturday, December 5, 2015 8:12 AM

Report Period: October 2015





Weather Station: CEDSA

Location: Villa Lucre Panama

Report Type: 1 Month

Created: Saturday, December 5, 2015 8:12 AM

Report Period: October 2015

Date	Wind Speed Avg (m/s)
10/1/2015	1.30
10/2/2015	1.32
10/3/2015	1.43
10/4/2015	1.70
10/5/2015	2.30
10/6/2015	1.91
10/7/2015	2.07
10/8/2015	2.01
10/9/2015	1.91
10/10/2015	1.62
10/11/2015	1.89
10/12/2015	1.65
10/13/2015	1.55
10/14/2015	0.83
10/15/2015	1.00
10/16/2015	1.18
10/17/2015	1.41
10/18/2015	1.58
10/19/2015	1.51
10/20/2015	1.38
10/21/2015	1.63
10/22/2015	1.61
10/23/2015	1.67
10/24/2015	1.31
10/25/2015	1.57
10/26/2015	1.33
10/27/2015	1.31
10/28/2015	1.64
10/29/2015	1.75
10/30/2015	1.77
10/31/2015	1.51
Low	0.83
High	2.30
Average	1.57
Std Dev	0.30



Weather Station: CEDSA

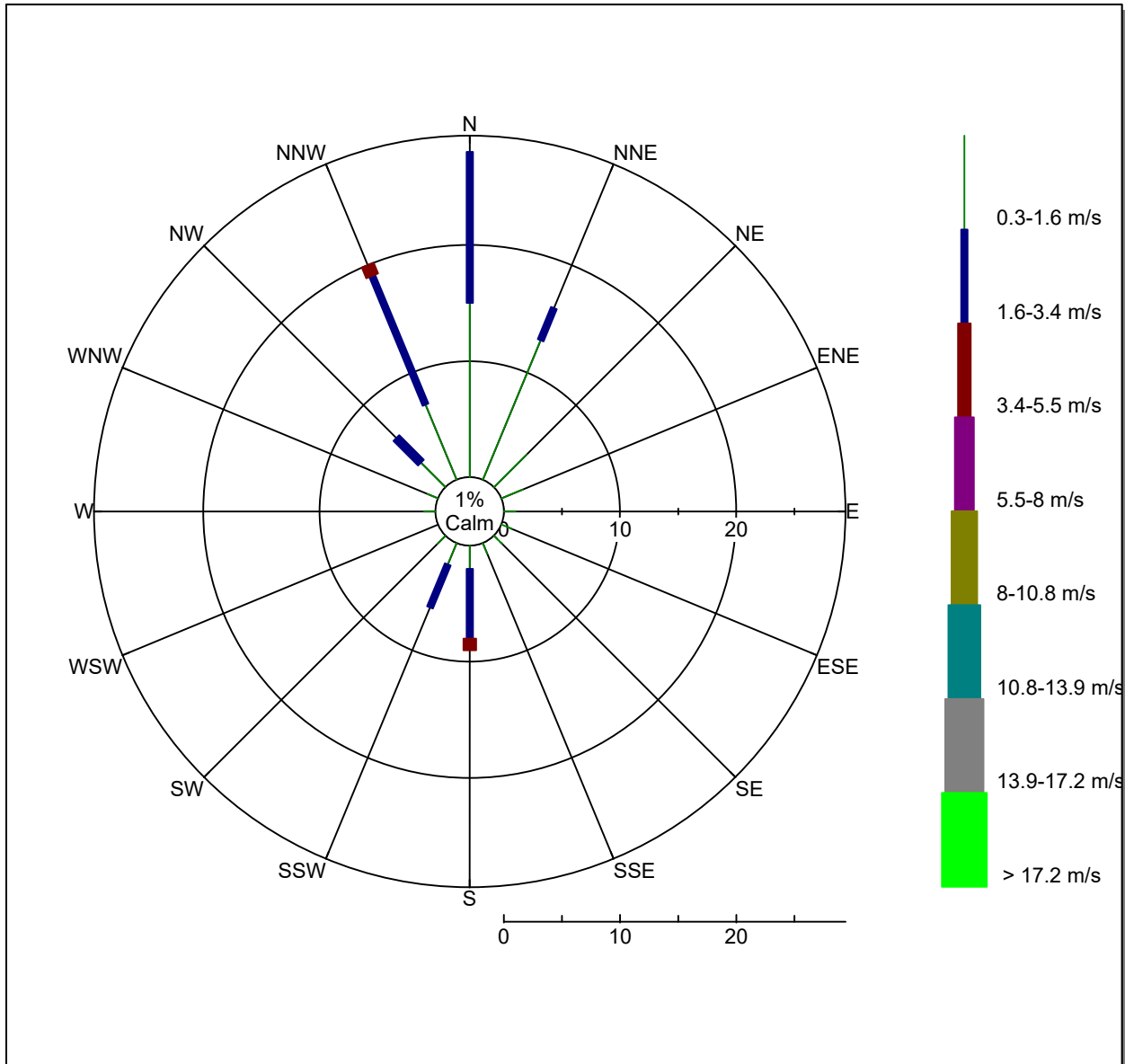
Location: Villa Lucre Panama

Report Type: 1 Month

Created: Saturday, December 5, 2015 8:12 AM

Report Period: October 2015

Wind Rose





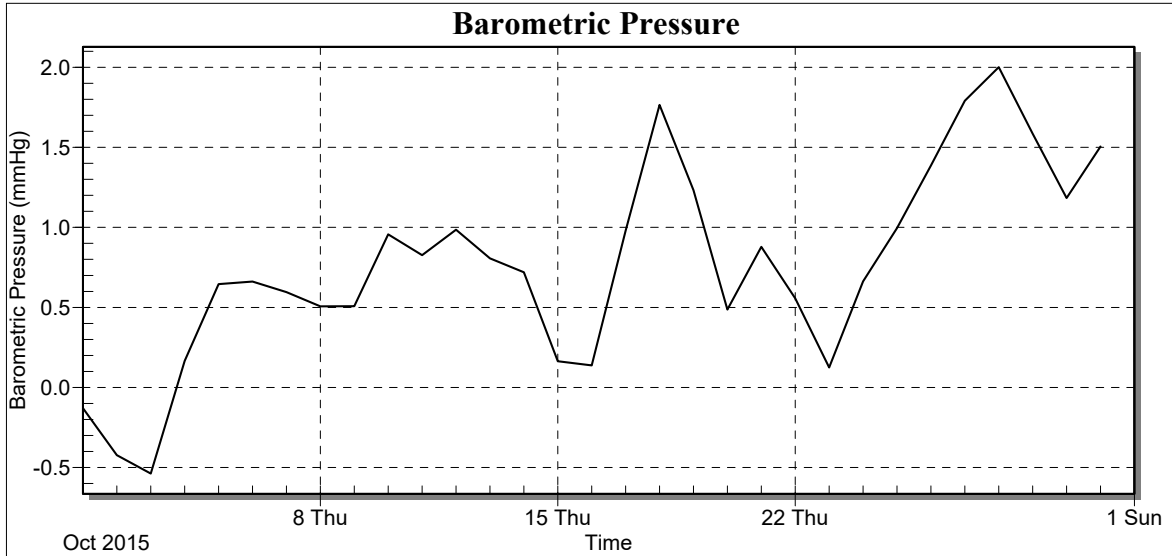
Weather Station: CEDSA

Location: Villa Lucre Panama

Report Type: 1 Month

Created: Saturday, December 5, 2015 8:12 AM

Report Period: October 2015





Weather Station: CEDSA

Location: Villa Lucre Panama

Report Type: 1 Month

Created: Saturday, December 5, 2015 8:12 AM

Report Period: October 2015

Date	Avg BP (mmHg)
10/1/2015	-0.13
10/2/2015	-0.42
10/3/2015	-0.54
10/4/2015	0.17
10/5/2015	0.65
10/6/2015	0.66
10/7/2015	0.60
10/8/2015	0.51
10/9/2015	0.51
10/10/2015	0.96
10/11/2015	0.83
10/12/2015	0.99
10/13/2015	0.81
10/14/2015	0.72
10/15/2015	0.16
10/16/2015	0.14
10/17/2015	0.98
10/18/2015	1.76
10/19/2015	1.23
10/20/2015	0.49
10/21/2015	0.88
10/22/2015	0.56
10/23/2015	0.12
10/24/2015	0.66
10/25/2015	1.00
10/26/2015	1.39
10/27/2015	1.79
10/28/2015	2.00
10/29/2015	1.59
10/30/2015	1.18
10/31/2015	1.51
Low	-0.54
High	2.00
Average	0.77
Std Dev	0.61