



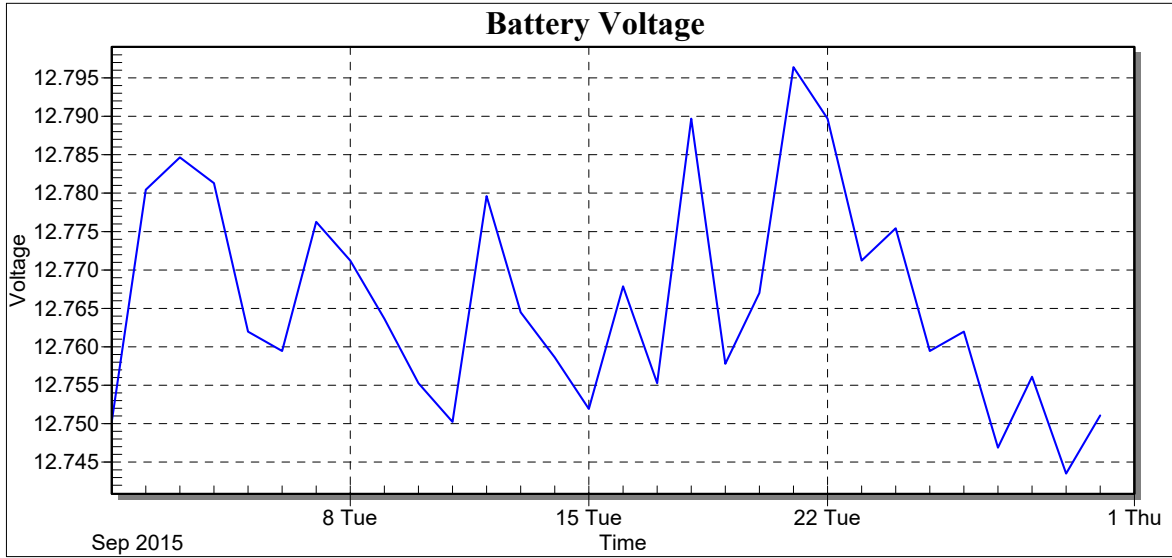
## Weather Station: CEDSA

Location: Villa Lucre Panama

Report Type: 1 Month

Created: Sunday, October 18, 2015 12:11 PM

Report Period: September 2015





## Weather Station: CEDSA

Location: Villa Lucre Panama

Report Type: 1 Month

Created: Sunday, October 18, 2015 12:11 PM

Report Period: September 2015

Date	Batt Volt Min
9/1/2015	12.75
9/2/2015	12.78
9/3/2015	12.78
9/4/2015	12.78
9/5/2015	12.76
9/6/2015	12.76
9/7/2015	12.78
9/8/2015	12.77
9/9/2015	12.76
9/10/2015	12.76
9/11/2015	12.75
9/12/2015	12.78
9/13/2015	12.76
9/14/2015	12.76
9/15/2015	12.75
9/16/2015	12.77
9/17/2015	12.76
9/18/2015	12.79
9/19/2015	12.76
9/20/2015	12.77
9/21/2015	12.80
9/22/2015	12.79
9/23/2015	12.77
9/24/2015	12.78
9/25/2015	12.76
9/26/2015	12.76
9/27/2015	12.75
9/28/2015	12.76
9/29/2015	12.74
9/30/2015	12.75
Low	12.74
High	12.80
Average	12.77
Std Dev	0.01



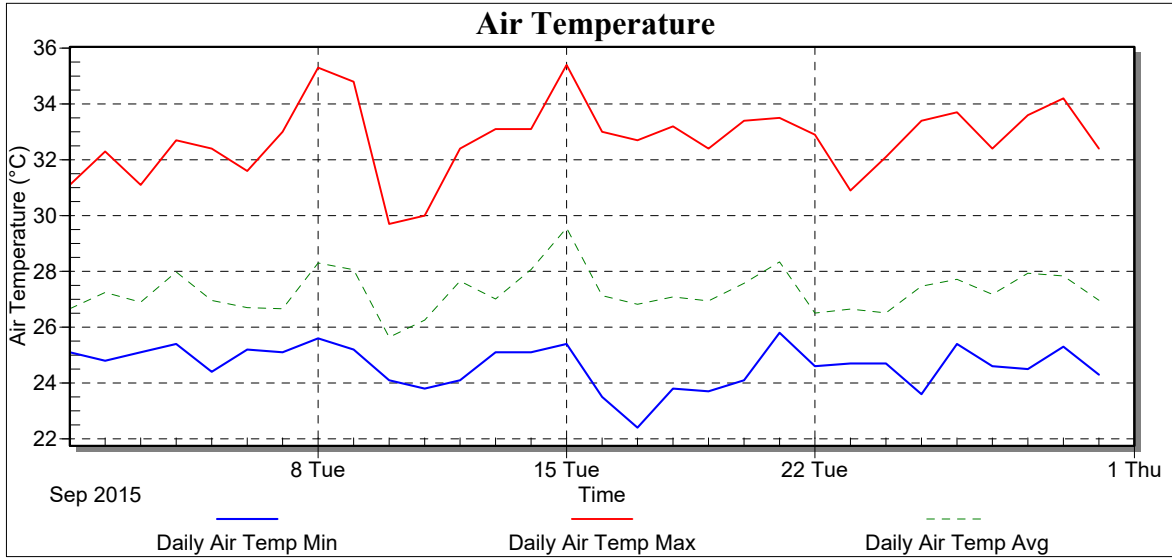
## Weather Station: CEDSA

Location: Villa Lucre Panama

Report Type: 1 Month

Created: Sunday, October 18, 2015 12:11 PM

Report Period: September 2015





## Weather Station: CEDSA

Location: Villa Lucre Panama

Report Type: 1 Month

Created: Sunday, October 18, 2015 12:11 PM

Report Period: September 2015

Date	Air Temp Min (°C)	Air Temp Max (°C)	Air Temp Avg (°C)
9/1/2015	25.10	31.10	26.66
9/2/2015	24.80	32.30	27.24
9/3/2015	25.10	31.10	26.90
9/4/2015	25.40	32.70	27.98
9/5/2015	24.40	32.40	26.96
9/6/2015	25.20	31.60	26.70
9/7/2015	25.10	33.00	26.66
9/8/2015	25.60	35.30	28.30
9/9/2015	25.20	34.80	28.06
9/10/2015	24.10	29.70	25.64
9/11/2015	23.80	30.00	26.26
9/12/2015	24.10	32.40	27.65
9/13/2015	25.10	33.10	27.01
9/14/2015	25.10	33.10	28.06
9/15/2015	25.40	35.40	29.56
9/16/2015	23.50	33.00	27.13
9/17/2015	22.40	32.70	26.82
9/18/2015	23.80	33.20	27.08
9/19/2015	23.70	32.40	26.94
9/20/2015	24.10	33.40	27.57
9/21/2015	25.80	33.50	28.34
9/22/2015	24.60	32.90	26.51
9/23/2015	24.70	30.90	26.65
9/24/2015	24.70	32.10	26.51
9/25/2015	23.60	33.40	27.47
9/26/2015	25.40	33.70	27.71
9/27/2015	24.60	32.40	27.17
9/28/2015	24.50	33.60	27.93
9/29/2015	25.30	34.20	27.83
9/30/2015	24.30	32.40	26.97
Low	22.40	29.70	25.64
High	25.80	35.40	29.56
Average	24.62	32.73	27.28
Std Dev	0.75	1.31	0.76



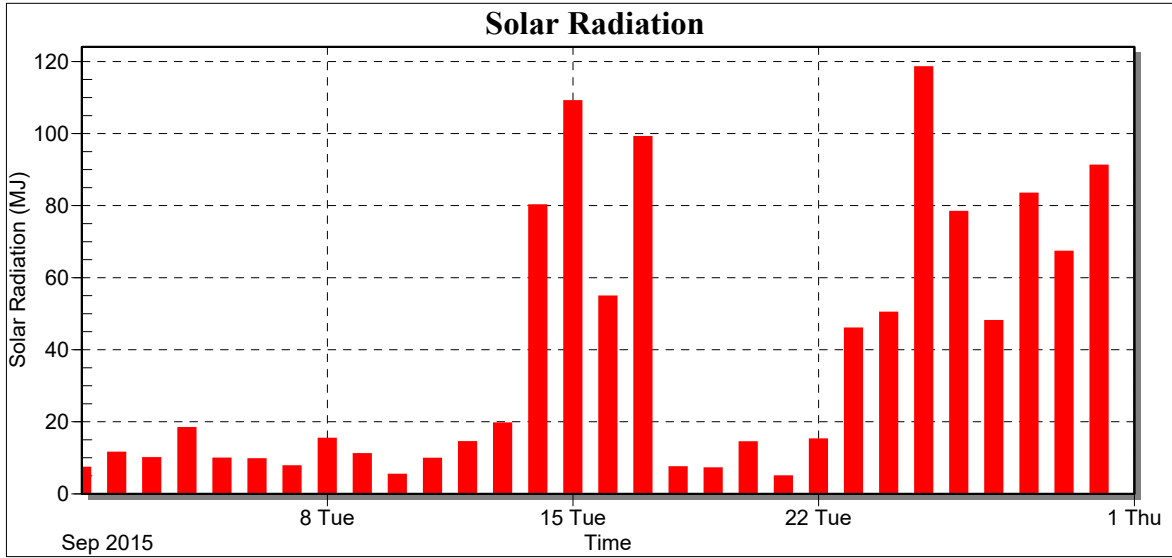
## Weather Station: CEDSA

Location: Villa Lucre Panama

Report Type: 1 Month

Created: Sunday, October 18, 2015 12:11 PM

Report Period: September 2015





## Weather Station: CEDSA

Location: Villa Lucre Panama

Report Type: 1 Month

Created: Sunday, October 18, 2015 12:11 PM

Report Period: September 2015

Date	Total Solar Radiation (MJ)
9/1/2015	7.26
9/2/2015	11.46
9/3/2015	9.92
9/4/2015	18.27
9/5/2015	9.78
9/6/2015	9.59
9/7/2015	7.65
9/8/2015	15.29
9/9/2015	11.03
9/10/2015	5.30
9/11/2015	9.73
9/12/2015	14.39
9/13/2015	19.58
9/14/2015	80.10
9/15/2015	109.03
9/16/2015	54.78
9/17/2015	99.05
9/18/2015	7.37
9/19/2015	7.09
9/20/2015	14.33
9/21/2015	4.85
9/22/2015	15.12
9/23/2015	45.89
9/24/2015	50.30
9/25/2015	118.43
9/26/2015	78.29
9/27/2015	48.01
9/28/2015	83.34
9/29/2015	67.21
9/30/2015	91.13
Low	4.85
High	118.43
Average	37.45
Std Dev	35.77
Total	1123.57



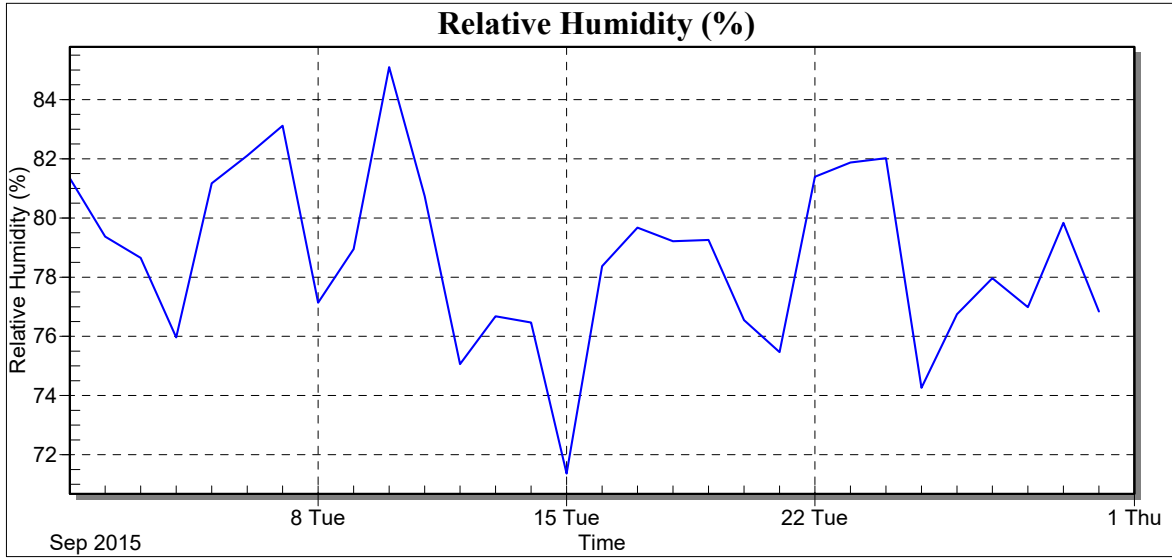
## Weather Station: CEDSA

Location: Villa Lucre Panama

Report Type: 1 Month

Created: Sunday, October 18, 2015 12:11 PM

Report Period: September 2015





## Weather Station: CEDSA

Location: Villa Lucre Panama

Report Type: 1 Month

Created: Sunday, October 18, 2015 12:11 PM

Report Period: September 2015

Date	RH Avg (%)
9/1/2015	81.35
9/2/2015	79.37
9/3/2015	78.65
9/4/2015	75.96
9/5/2015	81.17
9/6/2015	82.11
9/7/2015	83.12
9/8/2015	77.14
9/9/2015	78.95
9/10/2015	85.10
9/11/2015	80.74
9/12/2015	75.06
9/13/2015	76.68
9/14/2015	76.47
9/15/2015	71.37
9/16/2015	78.37
9/17/2015	79.67
9/18/2015	79.22
9/19/2015	79.26
9/20/2015	76.55
9/21/2015	75.47
9/22/2015	81.39
9/23/2015	81.87
9/24/2015	82.02
9/25/2015	74.26
9/26/2015	76.75
9/27/2015	77.96
9/28/2015	76.98
9/29/2015	79.83
9/30/2015	76.84
Low	71.37
High	85.10
Average	78.66
Std Dev	2.90





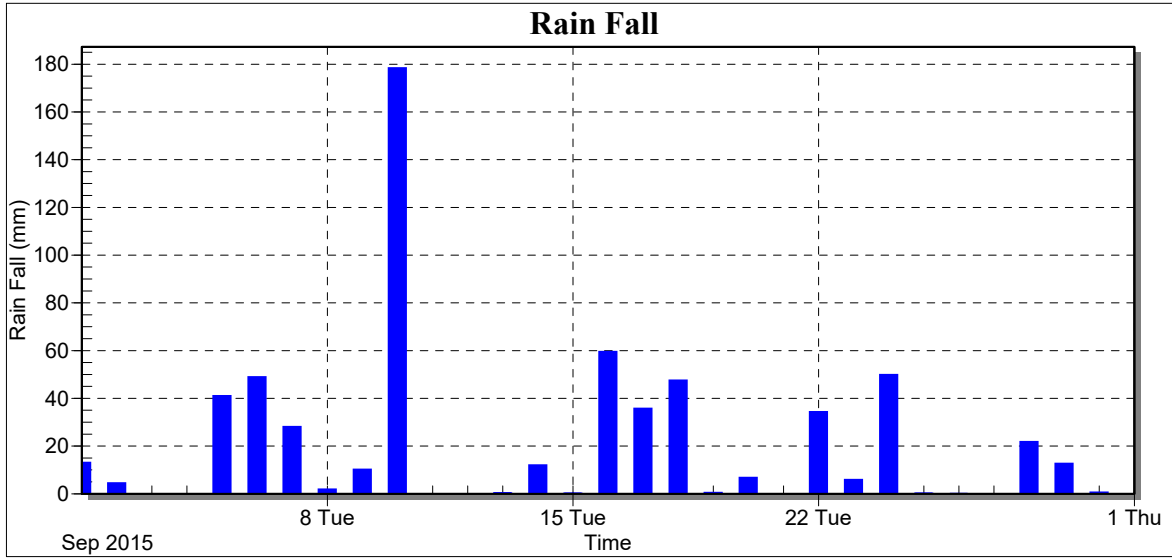
## Weather Station: CEDSA

Location: Villa Lucre Panama

Report Type: 1 Month

Created: Sunday, October 18, 2015 12:11 PM

Report Period: September 2015





## Weather Station: CEDSA

Location: Villa Lucre Panama

Report Type: 1 Month

Created: Sunday, October 18, 2015 12:11 PM

Report Period: September 2015

Date	Rain Fall (mm)
9/1/2015	13.01
9/2/2015	4.44
9/3/2015	0.00
9/4/2015	0.00
9/5/2015	41.02
9/6/2015	48.90
9/7/2015	28.08
9/8/2015	1.85
9/9/2015	10.16
9/10/2015	178.40
9/11/2015	0.00
9/12/2015	0.00
9/13/2015	0.26
9/14/2015	11.99
9/15/2015	0.07
9/16/2015	59.50
9/17/2015	35.73
9/18/2015	47.51
9/19/2015	0.44
9/20/2015	6.72
9/21/2015	0.00
9/22/2015	34.32
9/23/2015	5.86
9/24/2015	49.84
9/25/2015	0.07
9/26/2015	0.04
9/27/2015	0.00
9/28/2015	21.76
9/29/2015	12.66
9/30/2015	0.60
Low	0.00
High	178.40
Average	20.44
Std Dev	34.66
Total	613.23



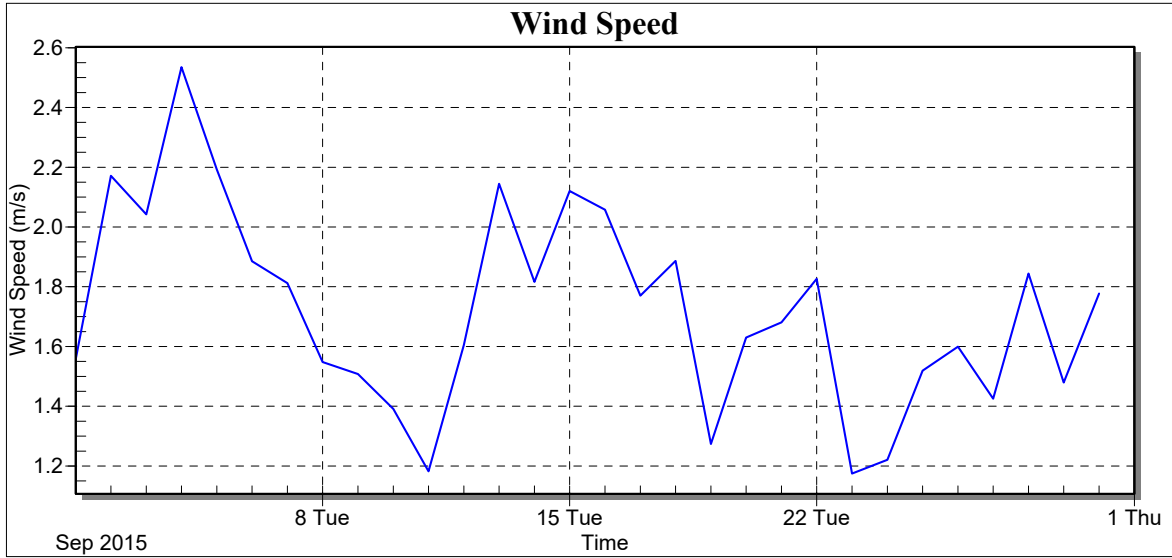
## Weather Station: CEDSA

Location: Villa Lucre Panama

Report Type: 1 Month

Created: Sunday, October 18, 2015 12:11 PM

Report Period: September 2015





## Weather Station: CEDSA

Location: Villa Lucre Panama

Report Type: 1 Month

Created: Sunday, October 18, 2015 12:11 PM

Report Period: September 2015

Date	Wind Speed Avg (m/s)
9/1/2015	1.56
9/2/2015	2.17
9/3/2015	2.04
9/4/2015	2.54
9/5/2015	2.19
9/6/2015	1.89
9/7/2015	1.81
9/8/2015	1.55
9/9/2015	1.51
9/10/2015	1.39
9/11/2015	1.18
9/12/2015	1.61
9/13/2015	2.14
9/14/2015	1.82
9/15/2015	2.12
9/16/2015	2.06
9/17/2015	1.77
9/18/2015	1.89
9/19/2015	1.27
9/20/2015	1.63
9/21/2015	1.68
9/22/2015	1.83
9/23/2015	1.18
9/24/2015	1.22
9/25/2015	1.52
9/26/2015	1.60
9/27/2015	1.43
9/28/2015	1.84
9/29/2015	1.48
9/30/2015	1.78
Low	1.18
High	2.54
Average	1.72
Std Dev	0.33



## Weather Station: CEDSA

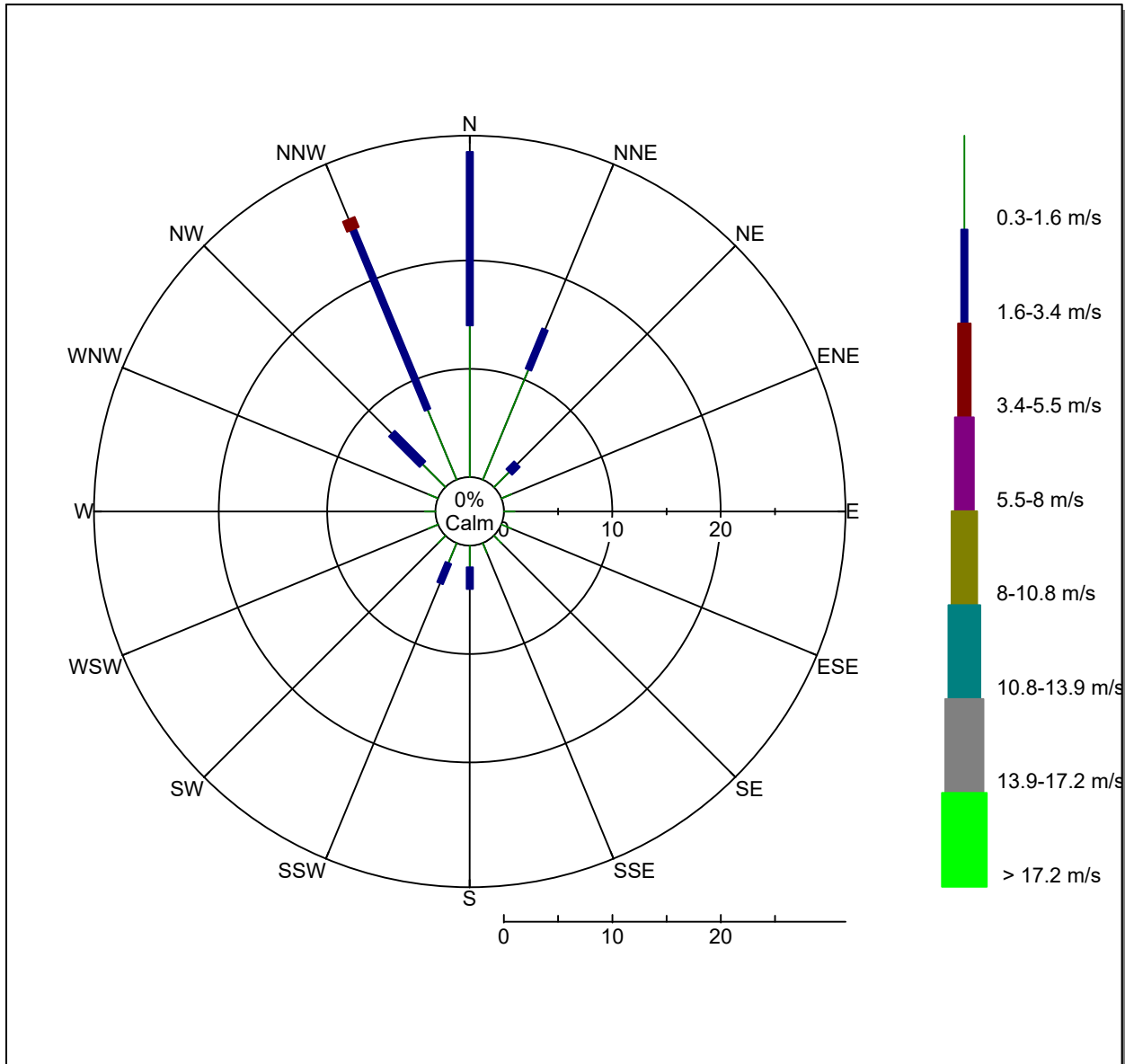
Location: Villa Lucre Panama

Report Type: 1 Month

Created: Sunday, October 18, 2015 12:11 PM

Report Period: September 2015

## Wind Rose





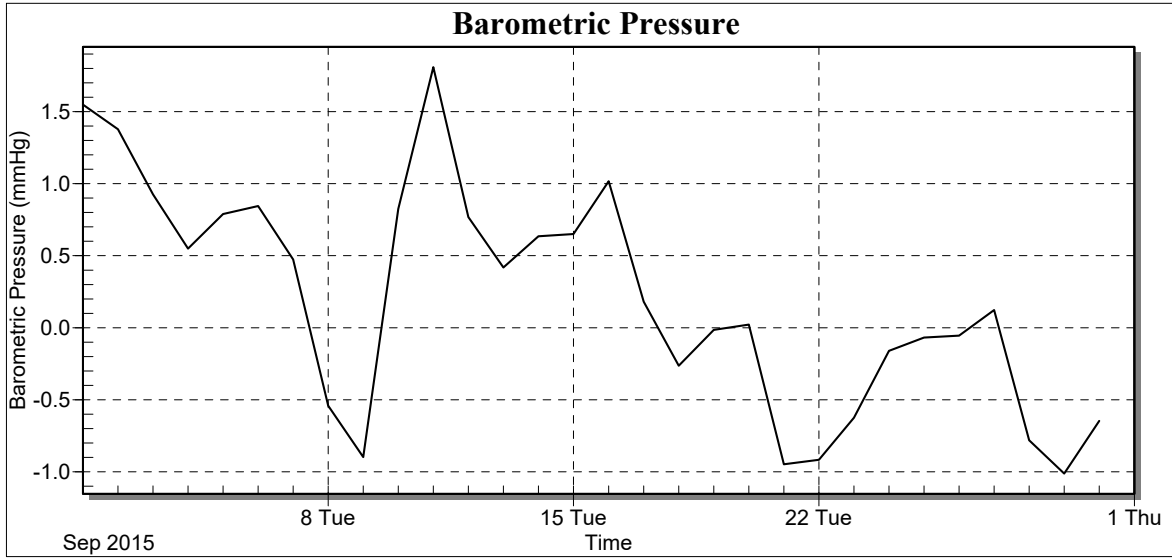
## Weather Station: CEDSA

Location: Villa Lucre Panama

Report Type: 1 Month

Created: Sunday, October 18, 2015 12:11 PM

Report Period: September 2015





## Weather Station: CEDSA

Location: Villa Lucre Panama

Report Type: 1 Month

Created: Sunday, October 18, 2015 12:11 PM

Report Period: September 2015

Date	Avg BP (mmHg)
9/1/2015	1.55
9/2/2015	1.38
9/3/2015	0.93
9/4/2015	0.55
9/5/2015	0.79
9/6/2015	0.84
9/7/2015	0.47
9/8/2015	-0.54
9/9/2015	-0.90
9/10/2015	0.83
9/11/2015	1.81
9/12/2015	0.77
9/13/2015	0.42
9/14/2015	0.64
9/15/2015	0.65
9/16/2015	1.02
9/17/2015	0.18
9/18/2015	-0.26
9/19/2015	-0.01
9/20/2015	0.02
9/21/2015	-0.95
9/22/2015	-0.92
9/23/2015	-0.62
9/24/2015	-0.16
9/25/2015	-0.07
9/26/2015	-0.05
9/27/2015	0.12
9/28/2015	-0.78
9/29/2015	-1.01
9/30/2015	-0.65
Low	-1.01
High	1.81
Average	0.20
Std Dev	0.77



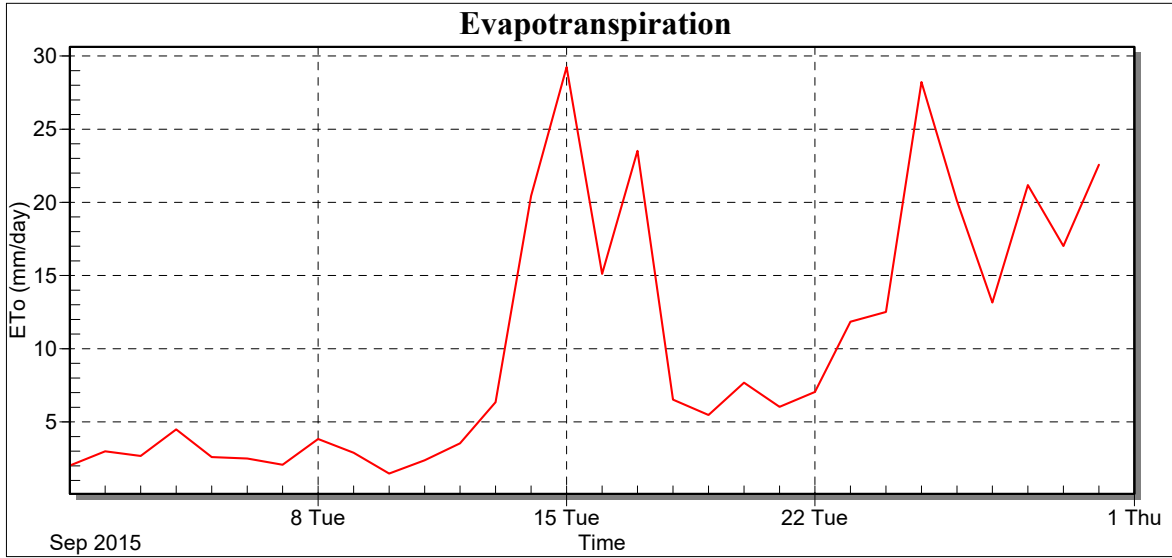
## Weather Station: CEDSA

Location: Villa Lucre Panama

Report Type: 1 Month

Created: Sunday, October 18, 2015 12:11 PM

Report Period: September 2015







## Weather Station: CEDSA

Location: Villa Lucre Panama

Report Type: 1 Month

Created: Sunday, October 18, 2015 12:11 PM

Report Period: September 2015

Date	Daily ETo (mm/day)	Rain Fall (mm)
9/1/2015	2.01	13.01
9/2/2015	2.99	4.44
9/3/2015	2.67	0.00
9/4/2015	4.48	0.00
9/5/2015	2.60	41.02
9/6/2015	2.50	48.90
9/7/2015	2.07	28.08
9/8/2015	3.83	1.85
9/9/2015	2.89	10.16
9/10/2015	1.48	178.40
9/11/2015	2.38	0.00
9/12/2015	3.53	0.00
9/13/2015	6.35	0.26
9/14/2015	20.44	11.99
9/15/2015	29.24	0.07
9/16/2015	15.11	59.50
9/17/2015	23.52	35.73
9/18/2015	6.52	47.51
9/19/2015	5.47	0.44
9/20/2015	7.68	6.72
9/21/2015	6.03	0.00
9/22/2015	7.05	34.32
9/23/2015	11.85	5.86
9/24/2015	12.52	49.84
9/25/2015	28.22	0.07
9/26/2015	20.09	0.04
9/27/2015	13.16	0.00
9/28/2015	21.18	21.76
9/29/2015	17.02	12.66
9/30/2015	22.57	0.60
Low	1.48	0.00
High	29.24	178.40
Average	10.25	20.44
Std Dev	8.52	34.66
Total	307.45	613.23



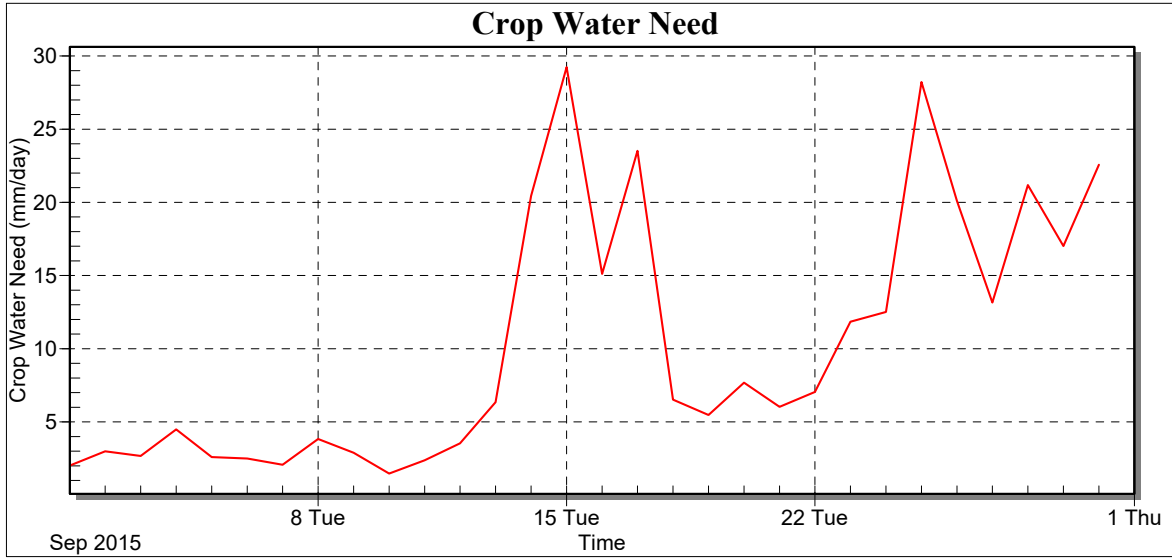
## Weather Station: CEDSA

Location: Villa Lucre Panama

Report Type: 1 Month

Created: Sunday, October 18, 2015 12:11 PM

Report Period: September 2015





## Weather Station: CEDSA

Location: Villa Lucre Panama

Report Type: 1 Month

Created: Sunday, October 18, 2015 12:11 PM

Report Period: September 2015

Date	Crop Coefficient	Crop Water Need (mm/day)	Rain Fall (mm)
9/1/2015	1	2.01	13.01
9/2/2015		2.99	4.44
9/3/2015		2.67	0.00
9/4/2015		4.48	0.00
9/5/2015		2.60	41.02
9/6/2015		2.50	48.90
9/7/2015		2.07	28.08
9/8/2015		3.83	1.85
9/9/2015		2.89	10.16
9/10/2015		1.48	178.40
9/11/2015		2.38	0.00
9/12/2015		3.53	0.00
9/13/2015		6.35	0.26
9/14/2015		20.44	11.99
9/15/2015		29.24	0.07
9/16/2015		15.11	59.50
9/17/2015		23.52	35.73
9/18/2015		6.52	47.51
9/19/2015		5.47	0.44
9/20/2015		7.68	6.72
9/21/2015		6.03	0.00
9/22/2015		7.05	34.32
9/23/2015		11.85	5.86
9/24/2015		12.52	49.84
9/25/2015		28.22	0.07
9/26/2015		20.09	0.04
9/27/2015		13.16	0.00
9/28/2015		21.18	21.76
9/29/2015		17.02	12.66
9/30/2015		22.57	0.60
Low	N/A	1.48	0.00
High	N/A	29.24	178.40
Average	N/A	10.25	20.44
Std Dev	N/A	8.52	34.66
Total	N/A	307.45	613.23



## Weather Station: CEDSA

Location: Villa Lucre Panama

Report Type: 1 Month

Created: Sunday, October 18, 2015 12:11 PM

Report Period: September 2015

### Growing Degree Days (GDD)

The GDD value shown was calculated using data1.AirTemp\_C\_Avg applied to the GDD simple method with Upper temperature cutoff.

Time Range	CropName	GDD Lower Temp (°C)	GDD Upper Temp (°C)	GDD Value (°C)
Sep 2015		10.0	30.0	1994.2

### Growing Degree Days (GDD)



## Weather Station: CEDSA

Location: Villa Lucre Panama

Report Type: 1 Month

Created: Sunday, October 18, 2015 12:11 PM

Report Period: September 2015

### Growing Degree Days (GDD) 2

The GDD value shown was calculated using data1.AirTemp\_C\_Avg applied to the GDD simple method with Upper temperature cutoff.

Time Range	CropName	GDD2 Lower Temp (°C)	GDD2 Upper Temp (°C)	GDD2 Value (°C)
Sep 2015		10.0	30.0	1994.2

### Growing Degree Days (GDD) 2



## Weather Station: CEDSA

Location: Villa Lucre Panama

Report Type: 1 Month

Created: Sunday, October 18, 2015 12:11 PM

Report Period: September 2015

### Chill Hours

The number of hours ambient temperature stayed below the reference temperature you provided is shown in the following table.

Date	Base Temperature (°C)	Chill Hours
9/1/2015	0.0	0
9/2/2015		0
9/3/2015		0
9/4/2015		0
9/5/2015		0
9/6/2015		0
9/7/2015		0
9/8/2015		0
9/9/2015		0
9/10/2015		0
9/11/2015		0
9/12/2015		0
9/13/2015		0
9/14/2015		0
9/15/2015		0
9/16/2015		0
9/17/2015		0
9/18/2015		0
9/19/2015		0
9/20/2015		0
9/21/2015		0
9/22/2015		0
9/23/2015		0
9/24/2015		0
9/25/2015		0
9/26/2015		0
9/27/2015		0
9/28/2015		0
9/29/2015		0
9/30/2015		0
Low	N/A	0.00
High	N/A	0.00
Average	N/A	0.00
Std Dev	N/A	0.00
Total	N/A	0.00

### Chill Hours