

## Weather Station: cedsa

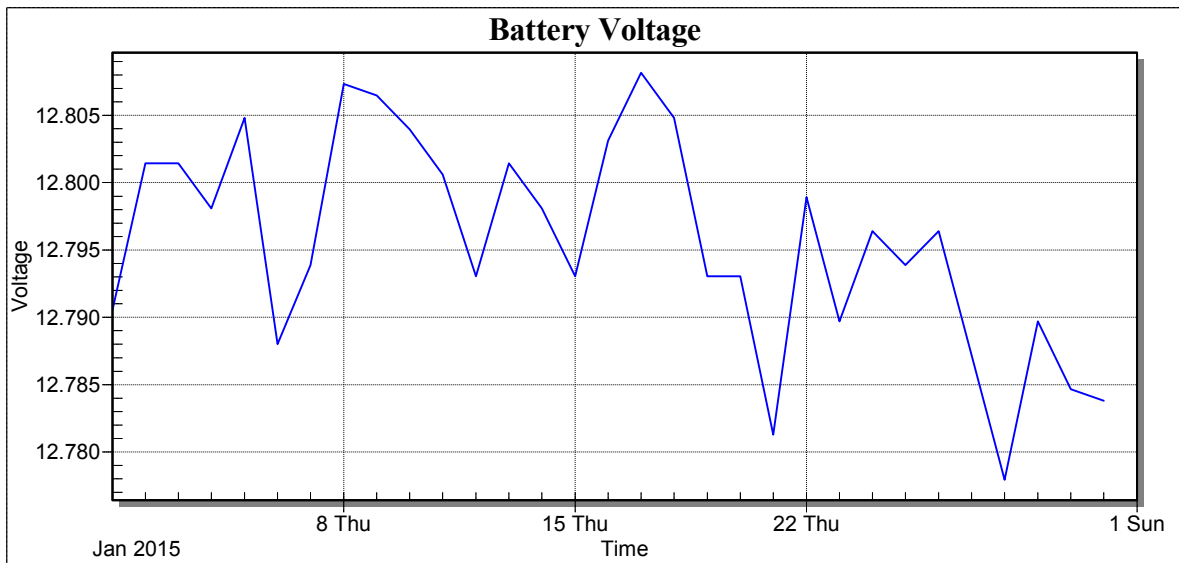


Location: Villa Lucre, Panama

Report Type: 1 Month

Created: Sunday, February 08, 2015 12:46 PM

Report Period: January 2015





## Weather Station: cedsa

Location: Villa Lucre, Panama

Report Type: 1 Month

Created: Sunday, February 08, 2015 12:46 PM

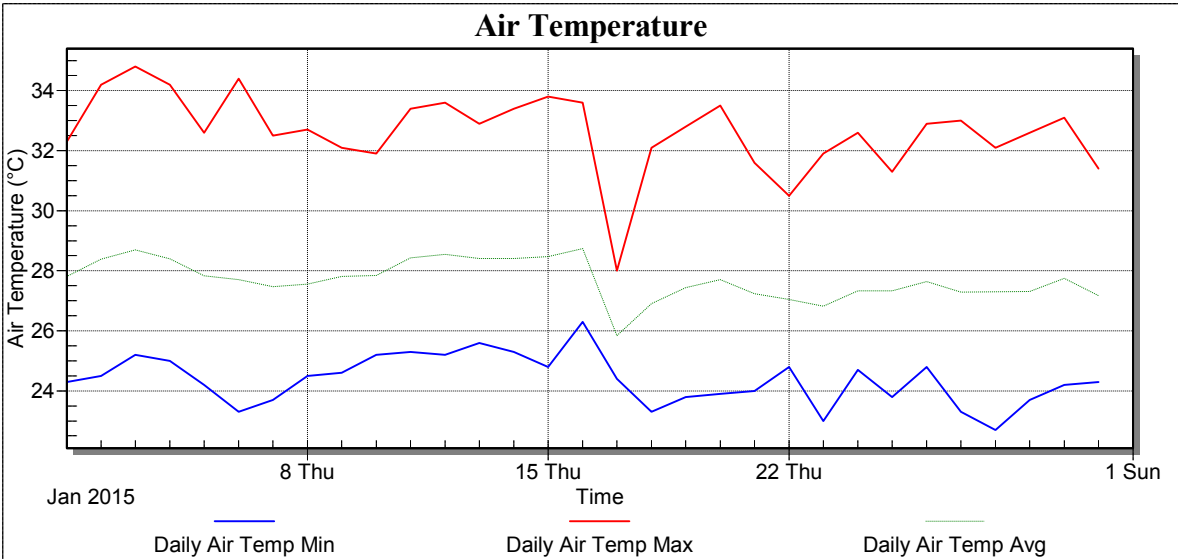
Report Period: January 2015

Date	Batt Volt Min
1/1/2015	12.79
1/2/2015	12.80
1/3/2015	12.80
1/4/2015	12.80
1/5/2015	12.80
1/6/2015	12.79
1/7/2015	12.79
1/8/2015	12.81
1/9/2015	12.81
1/10/2015	12.80
1/11/2015	12.80
1/12/2015	12.79
1/13/2015	12.80
1/14/2015	12.80
1/15/2015	12.79
1/16/2015	12.80
1/17/2015	12.81
1/18/2015	12.80
1/19/2015	12.79
1/20/2015	12.79
1/21/2015	12.78
1/22/2015	12.80
1/23/2015	12.79
1/24/2015	12.80
1/25/2015	12.79
1/26/2015	12.80
1/27/2015	12.79
1/28/2015	12.78
1/29/2015	12.79
1/30/2015	12.78
1/31/2015	12.78
Low	12.78
High	12.81
Average	12.79
Std Dev	0.01

# Weather Station: cedsa



Location: Villa Lucre, Panama  
Report Type: 1 Month  
Created: Sunday, February 08, 2015 12:46 PM  
Report Period: January 2015





## Weather Station: cedsa

Location: Villa Lucre, Panama

Report Type: 1 Month

Created: Sunday, February 08, 2015 12:46 PM

Report Period: January 2015

Date	Air Temp Min (°C)	Air Temp Max (°C)	Air Temp Avg (°C)
1/1/2015	24.30	32.30	27.81
1/2/2015	24.50	34.20	28.39
1/3/2015	25.20	34.80	28.69
1/4/2015	25.00	34.20	28.40
1/5/2015	24.20	32.60	27.83
1/6/2015	23.30	34.40	27.71
1/7/2015	23.70	32.50	27.47
1/8/2015	24.50	32.70	27.56
1/9/2015	24.60	32.10	27.81
1/10/2015	25.20	31.90	27.84
1/11/2015	25.30	33.40	28.43
1/12/2015	25.20	33.60	28.55
1/13/2015	25.60	32.90	28.41
1/14/2015	25.30	33.40	28.41
1/15/2015	24.80	33.80	28.48
1/16/2015	26.30	33.60	28.74
1/17/2015	24.40	28.00	25.84
1/18/2015	23.30	32.10	26.90
1/19/2015	23.80	32.80	27.44
1/20/2015	23.90	33.50	27.70
1/21/2015	24.00	31.60	27.23
1/22/2015	24.80	30.50	27.04
1/23/2015	23.00	31.90	26.82
1/24/2015	24.70	32.60	27.34
1/25/2015	23.80	31.30	27.34
1/26/2015	24.80	32.90	27.64
1/27/2015	23.30	33.00	27.29
1/28/2015	22.70	32.10	27.30
1/29/2015	23.70	32.60	27.31
1/30/2015	24.20	33.10	27.75
1/31/2015	24.30	31.40	27.17
Low	22.70	28.00	25.84
High	26.30	34.80	28.74
Average	24.38	32.64	27.70
Std Dev	0.81	1.28	0.64

## Weather Station: cedsa

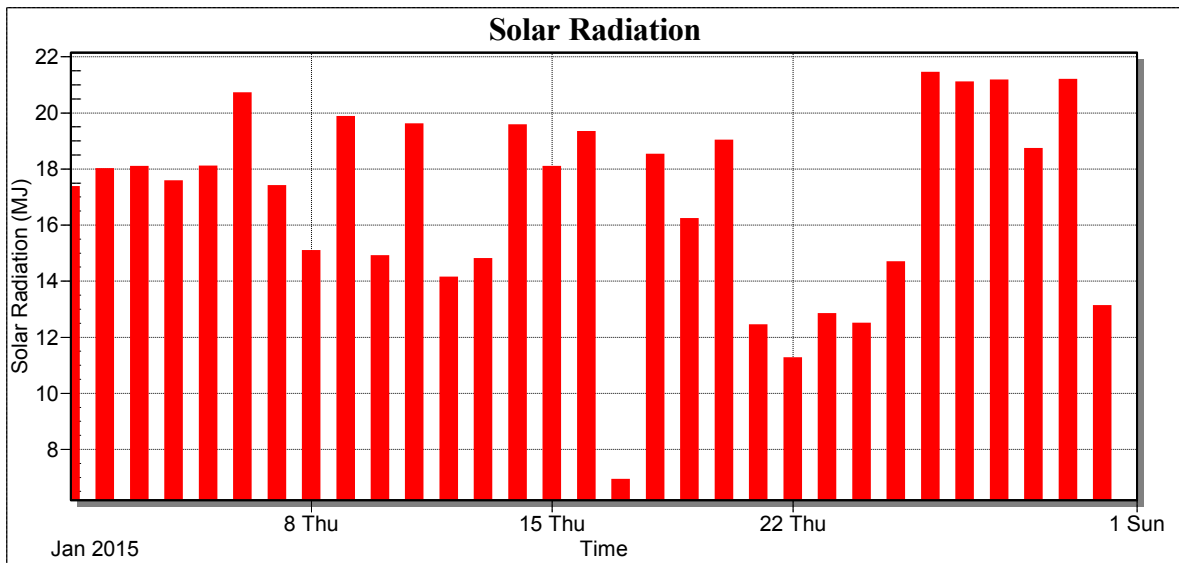


Location: Villa Lucre, Panama

Report Type: 1 Month

Created: Sunday, February 08, 2015 12:46 PM

Report Period: January 2015





## Weather Station: cedsa

Location: Villa Lucre, Panama

Report Type: 1 Month

Created: Sunday, February 08, 2015 12:46 PM

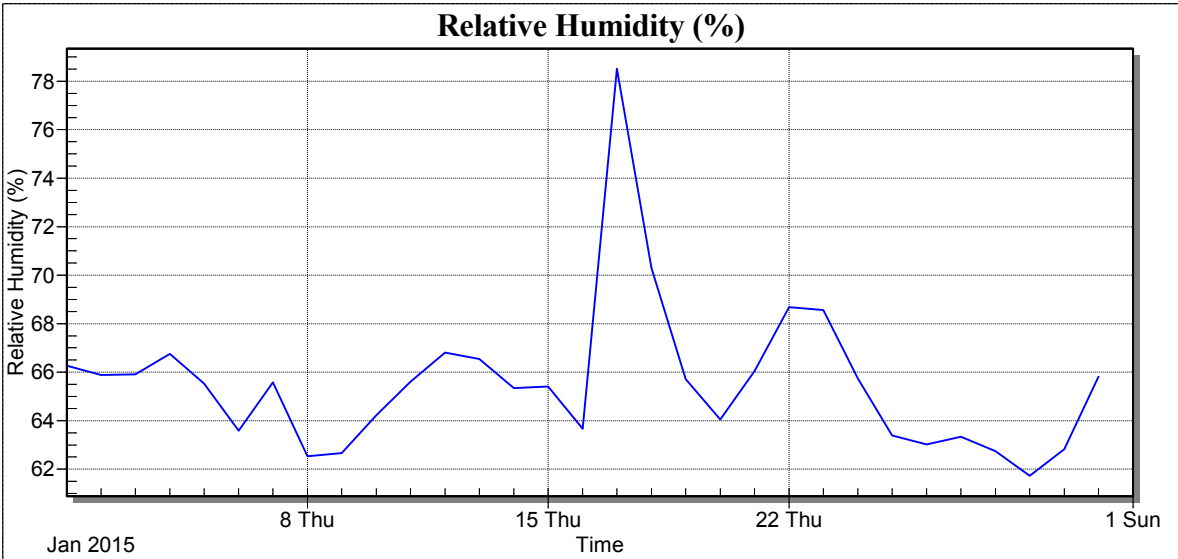
Report Period: January 2015

Date	Total Solar Radiation (MJ)
1/1/2015	17.36
1/2/2015	18.00
1/3/2015	18.08
1/4/2015	17.56
1/5/2015	18.09
1/6/2015	20.70
1/7/2015	17.39
1/8/2015	15.08
1/9/2015	19.86
1/10/2015	14.89
1/11/2015	19.59
1/12/2015	14.13
1/13/2015	14.79
1/14/2015	19.56
1/15/2015	18.08
1/16/2015	19.32
1/17/2015	6.92
1/18/2015	18.51
1/19/2015	16.22
1/20/2015	19.02
1/21/2015	12.42
1/22/2015	11.25
1/23/2015	12.83
1/24/2015	12.48
1/25/2015	14.67
1/26/2015	21.43
1/27/2015	21.10
1/28/2015	21.16
1/29/2015	18.72
1/30/2015	21.18
1/31/2015	13.11
Low	6.92
High	21.43
Average	16.89
Std Dev	3.42
Total	523.50

# Weather Station: cedsa



Location: Villa Lucre, Panama  
Report Type: 1 Month  
Created: Sunday, February 08, 2015 12:46 PM  
Report Period: January 2015





## Weather Station: cedsa

Location: Villa Lucre, Panama

Report Type: 1 Month

Created: Sunday, February 08, 2015 12:46 PM

Report Period: January 2015

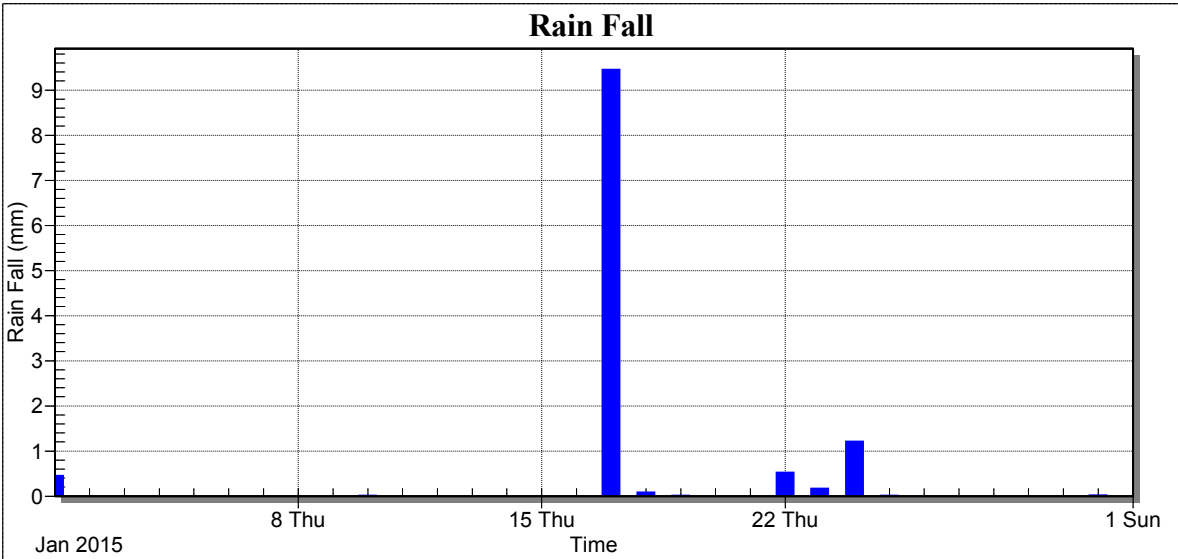
Date	RH Avg (%)
1/1/2015	66.26
1/2/2015	65.88
1/3/2015	65.92
1/4/2015	66.76
1/5/2015	65.52
1/6/2015	63.59
1/7/2015	65.58
1/8/2015	62.53
1/9/2015	62.66
1/10/2015	64.23
1/11/2015	65.61
1/12/2015	66.81
1/13/2015	66.54
1/14/2015	65.35
1/15/2015	65.41
1/16/2015	63.67
1/17/2015	78.51
1/18/2015	70.29
1/19/2015	65.71
1/20/2015	64.04
1/21/2015	66.04
1/22/2015	68.69
1/23/2015	68.57
1/24/2015	65.74
1/25/2015	63.39
1/26/2015	63.02
1/27/2015	63.33
1/28/2015	62.75
1/29/2015	61.73
1/30/2015	62.82
1/31/2015	65.82
Low	61.73
High	78.51
Average	65.57
Std Dev	3.06



# Weather Station: cedsa



Location: Villa Lucre, Panama  
Report Type: 1 Month  
Created: Sunday, February 08, 2015 12:46 PM  
Report Period: January 2015





## Weather Station: cedsa

Location: Villa Lucre, Panama

Report Type: 1 Month

Created: Sunday, February 08, 2015 12:46 PM

Report Period: January 2015

Date	Rain Fall (mm)
1/1/2015	0.45
1/2/2015	0.00
1/3/2015	0.00
1/4/2015	0.00
1/5/2015	0.00
1/6/2015	0.00
1/7/2015	0.00
1/8/2015	0.00
1/9/2015	0.00
1/10/2015	0.01
1/11/2015	0.00
1/12/2015	0.00
1/13/2015	0.00
1/14/2015	0.00
1/15/2015	0.00
1/16/2015	0.00
1/17/2015	9.45
1/18/2015	0.08
1/19/2015	0.01
1/20/2015	0.00
1/21/2015	0.00
1/22/2015	0.52
1/23/2015	0.17
1/24/2015	1.21
1/25/2015	0.01
1/26/2015	0.00
1/27/2015	0.00
1/28/2015	0.00
1/29/2015	0.00
1/30/2015	0.00
1/31/2015	0.02
Low	0.00
High	9.45
Average	0.38
Std Dev	1.67
Total	11.93

## Weather Station: cedsa

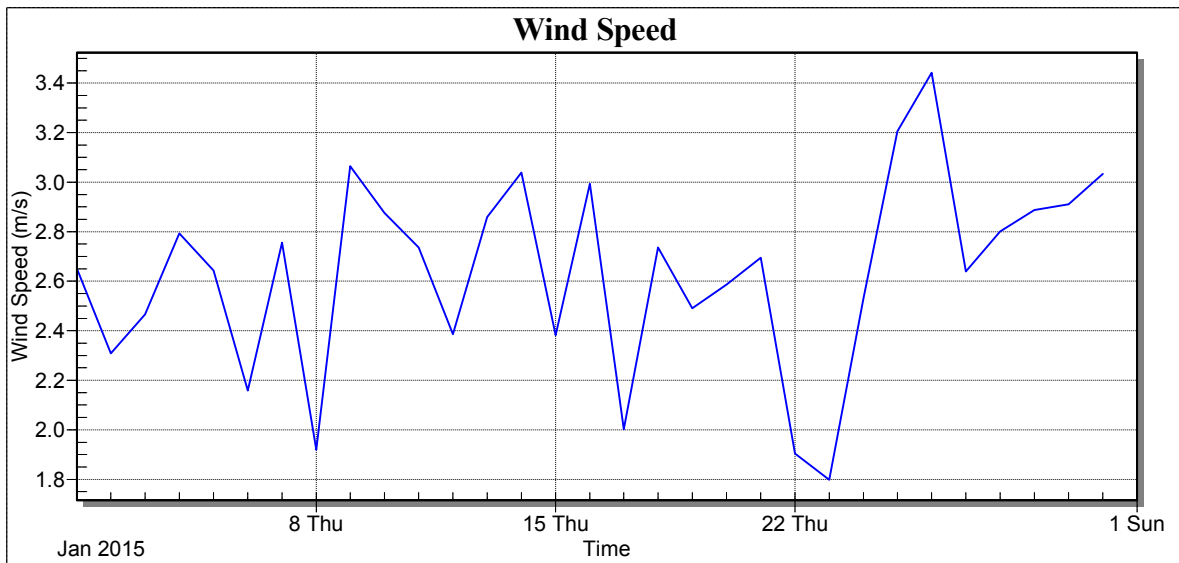


Location: Villa Lucre, Panama

Report Type: 1 Month

Created: Sunday, February 08, 2015 12:46 PM

Report Period: January 2015





## Weather Station: cedsa

Location: Villa Lucre, Panama

Report Type: 1 Month

Created: Sunday, February 08, 2015 12:46 PM

Report Period: January 2015

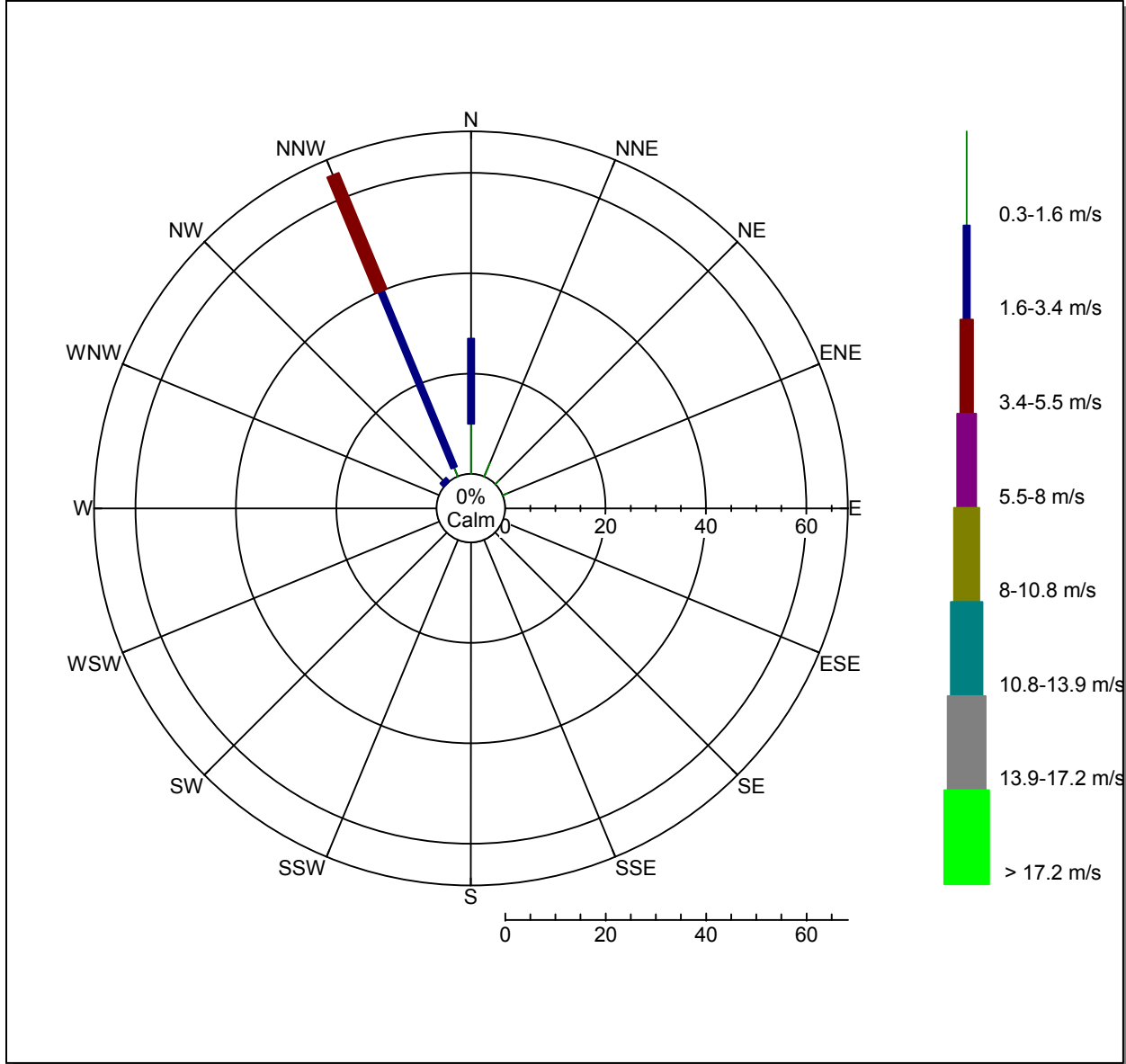
Date	Wind Speed Avg (m/s)
1/1/2015	2.65
1/2/2015	2.31
1/3/2015	2.47
1/4/2015	2.79
1/5/2015	2.64
1/6/2015	2.16
1/7/2015	2.76
1/8/2015	1.92
1/9/2015	3.06
1/10/2015	2.88
1/11/2015	2.74
1/12/2015	2.39
1/13/2015	2.86
1/14/2015	3.04
1/15/2015	2.38
1/16/2015	2.99
1/17/2015	2.00
1/18/2015	2.74
1/19/2015	2.49
1/20/2015	2.59
1/21/2015	2.69
1/22/2015	1.90
1/23/2015	1.80
1/24/2015	2.53
1/25/2015	3.21
1/26/2015	3.44
1/27/2015	2.64
1/28/2015	2.80
1/29/2015	2.89
1/30/2015	2.91
1/31/2015	3.03
Low	1.80
High	3.44
Average	2.64
Std Dev	0.39

# Weather Station: cedsa



Location: Villa Lucre, Panama  
Report Type: 1 Month  
Created: Sunday, February 08, 2015 12:46 PM  
Report Period: January 2015

## Wind Rose



## Weather Station: cedsa

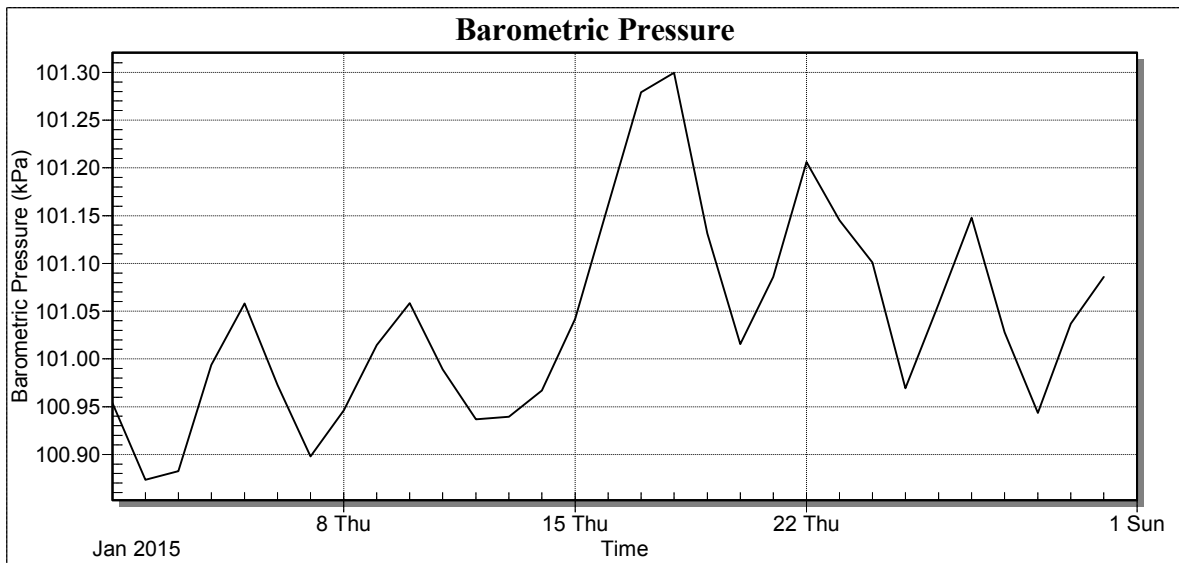


Location: Villa Lucre, Panama

Report Type: 1 Month

Created: Sunday, February 08, 2015 12:46 PM

Report Period: January 2015





## Weather Station: cedsa

Location: Villa Lucre, Panama

Report Type: 1 Month

Created: Sunday, February 08, 2015 12:46 PM

Report Period: January 2015

Date	Avg BP (kPa)
1/1/2015	100.95
1/2/2015	100.87
1/3/2015	100.88
1/4/2015	100.99
1/5/2015	101.06
1/6/2015	100.97
1/7/2015	100.90
1/8/2015	100.95
1/9/2015	101.01
1/10/2015	101.06
1/11/2015	100.99
1/12/2015	100.94
1/13/2015	100.94
1/14/2015	100.97
1/15/2015	101.04
1/16/2015	101.16
1/17/2015	101.28
1/18/2015	101.30
1/19/2015	101.13
1/20/2015	101.02
1/21/2015	101.09
1/22/2015	101.21
1/23/2015	101.15
1/24/2015	101.10
1/25/2015	100.97
1/26/2015	101.06
1/27/2015	101.15
1/28/2015	101.03
1/29/2015	100.94
1/30/2015	101.04
1/31/2015	101.09
Low	100.87
High	101.30
Average	101.04
Std Dev	0.11

## Weather Station: cedsa

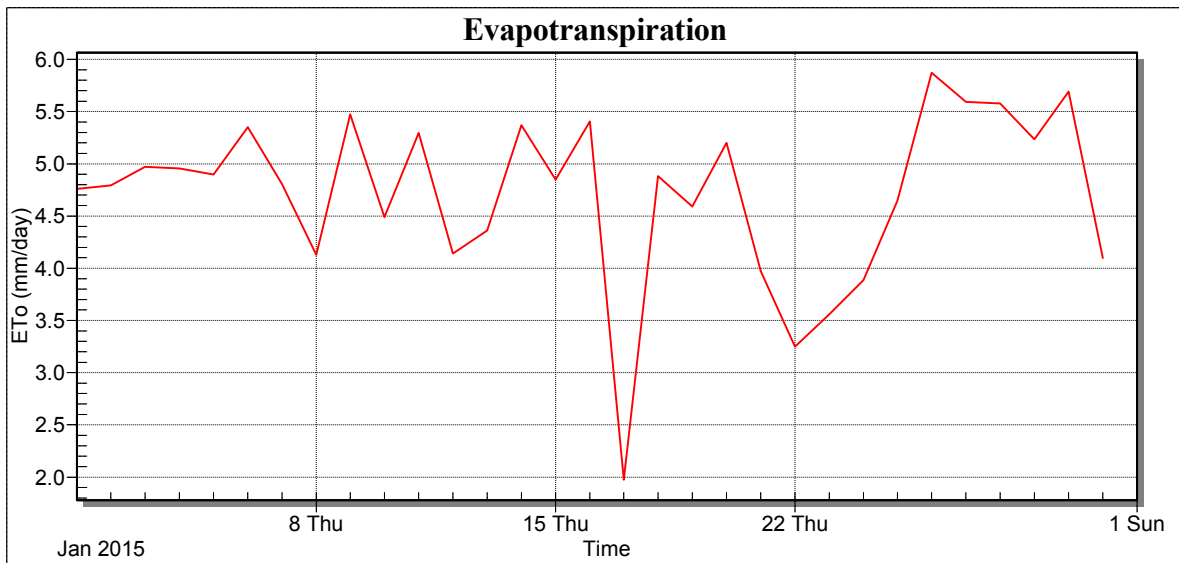


Location: Villa Lucre, Panama

Report Type: 1 Month

Created: Sunday, February 08, 2015 12:46 PM

Report Period: January 2015







## Weather Station: cedsa

Location: Villa Lucre, Panama

Report Type: 1 Month

Created: Sunday, February 08, 2015 12:46 PM

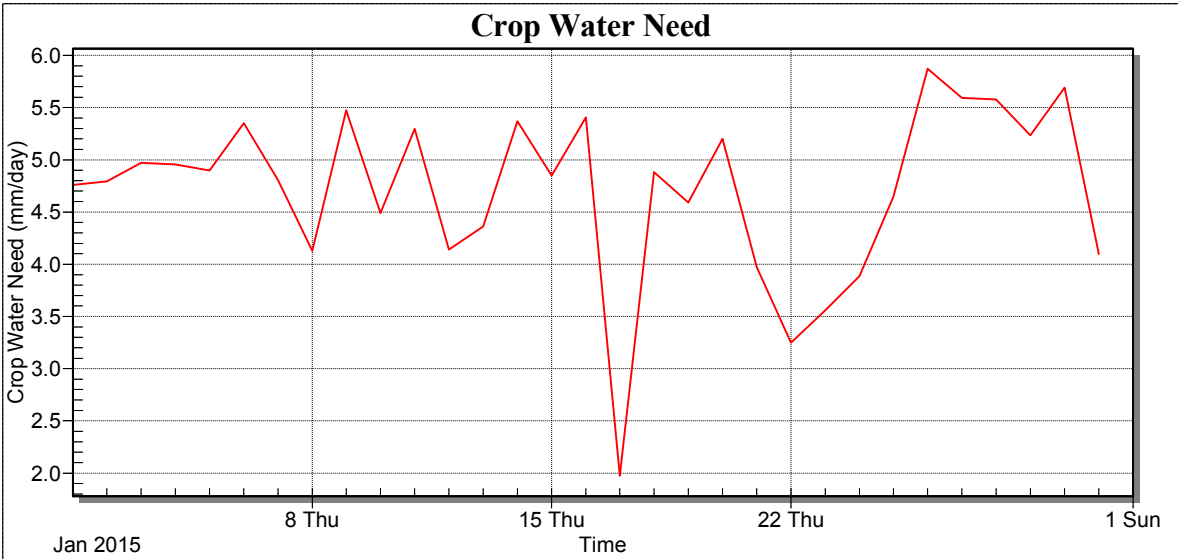
Report Period: January 2015

Date	Daily ETo (mm/day)	Rain Fall (mm)
1/1/2015	4.76	0.45
1/2/2015	4.79	0.00
1/3/2015	4.97	0.00
1/4/2015	4.96	0.00
1/5/2015	4.90	0.00
1/6/2015	5.35	0.00
1/7/2015	4.80	0.00
1/8/2015	4.13	0.00
1/9/2015	5.47	0.00
1/10/2015	4.49	0.01
1/11/2015	5.29	0.00
1/12/2015	4.14	0.00
1/13/2015	4.36	0.00
1/14/2015	5.37	0.00
1/15/2015	4.85	0.00
1/16/2015	5.41	0.00
1/17/2015	1.97	9.45
1/18/2015	4.88	0.08
1/19/2015	4.59	0.01
1/20/2015	5.20	0.00
1/21/2015	3.97	0.00
1/22/2015	3.25	0.52
1/23/2015	3.56	0.17
1/24/2015	3.89	1.21
1/25/2015	4.65	0.01
1/26/2015	5.87	0.00
1/27/2015	5.59	0.00
1/28/2015	5.58	0.00
1/29/2015	5.23	0.00
1/30/2015	5.69	0.00
1/31/2015	4.10	0.02
Low	1.97	0.00
High	5.87	9.45
Average	4.71	0.38
Std Dev	0.81	1.67
Total	146.06	11.93

# Weather Station: cedsa



Location: Villa Lucre, Panama  
Report Type: 1 Month  
Created: Sunday, February 08, 2015 12:46 PM  
Report Period: January 2015



## Weather Station: cedsa

Location: Villa Lucre, Panama

Report Type: 1 Month

Created: Sunday, February 08, 2015 12:46 PM

Report Period: January 2015



Date	Crop Coefficient	Crop Water Need (mm/day)	Rain Fall (mm)
1/1/2015	1	4.76	0.45
1/2/2015		4.79	0.00
1/3/2015		4.97	0.00
1/4/2015		4.96	0.00
1/5/2015		4.90	0.00
1/6/2015		5.35	0.00
1/7/2015		4.80	0.00
1/8/2015		4.13	0.00
1/9/2015		5.47	0.00
1/10/2015		4.49	0.01
1/11/2015		5.29	0.00
1/12/2015		4.14	0.00
1/13/2015		4.36	0.00
1/14/2015		5.37	0.00
1/15/2015		4.85	0.00
1/16/2015		5.41	0.00
1/17/2015		1.97	9.45
1/18/2015		4.88	0.08
1/19/2015		4.59	0.01
1/20/2015		5.20	0.00
1/21/2015		3.97	0.00
1/22/2015		3.25	0.52
1/23/2015		3.56	0.17
1/24/2015		3.89	1.21
1/25/2015		4.65	0.01
1/26/2015		5.87	0.00
1/27/2015		5.59	0.00
1/28/2015		5.58	0.00
1/29/2015		5.23	0.00
1/30/2015		5.69	0.00
1/31/2015		4.10	0.02
Low	N/A	1.97	0.00
High	N/A	5.87	9.45
Average	N/A	4.71	0.38
Std Dev	N/A	0.81	1.67
Total	N/A	146.06	11.93



## Weather Station: cedsa

Location: Villa Lucre, Panama

Report Type: 1 Month

Created: Sunday, February 08, 2015 12:46 PM

Report Period: January 2015

### Growing Degree Days (GDD)

The GDD value shown was calculated using data1.AirTemp\_C\_Avg applied to the GDD simple method with Upper temperature cutoff.

Time Range	CropName	GDD Lower Temp (°C)	GDD Upper Temp (°C)	GDD Value (°C)
Jan 2015		10.0	30.0	537.2

### Growing Degree Days (GDD)



## Weather Station: cedsa

Location: Villa Lucre, Panama

Report Type: 1 Month

Created: Sunday, February 08, 2015 12:46 PM

Report Period: January 2015

### Growing Degree Days (GDD) 2

The GDD value shown was calculated using data1.AirTemp\_C\_Avg applied to the GDD simple method with Upper temperature cutoff.

Time Range	CropName	GDD2 Lower Temp (°C)	GDD2 Upper Temp (°C)	GDD2 Value (°C)
Jan 2015		10.0	30.0	537.2

### Growing Degree Days (GDD) 2



## Weather Station: cedsa

Location: Villa Lucre, Panama

Report Type: 1 Month

Created: Sunday, February 08, 2015 12:46 PM

Report Period: January 2015

### Chill Hours

The number of hours ambient temperature stayed below the reference temperature you provided is shown in the following table.

Date	Base Temperature (°C)	Chill Hours
1/1/2015	0.0	0
1/2/2015		0
1/3/2015		0
1/4/2015		0
1/5/2015		0
1/6/2015		0
1/7/2015		0
1/8/2015		0
1/9/2015		0
1/10/2015		0
1/11/2015		0
1/12/2015		0
1/13/2015		0
1/14/2015		0
1/15/2015		0
1/16/2015		0
1/17/2015		0
1/18/2015		0
1/19/2015		0
1/20/2015		0
1/21/2015		0
1/22/2015		0
1/23/2015		0
1/24/2015		0
1/25/2015		0
1/26/2015		0
1/27/2015		0
1/28/2015		0
1/29/2015		0
1/30/2015		0
1/31/2015		0
Low	N/A	0.00
High	N/A	0.00
Average	N/A	0.00
Std Dev	N/A	0.00
Total	N/A	0.00

### Chill Hours