



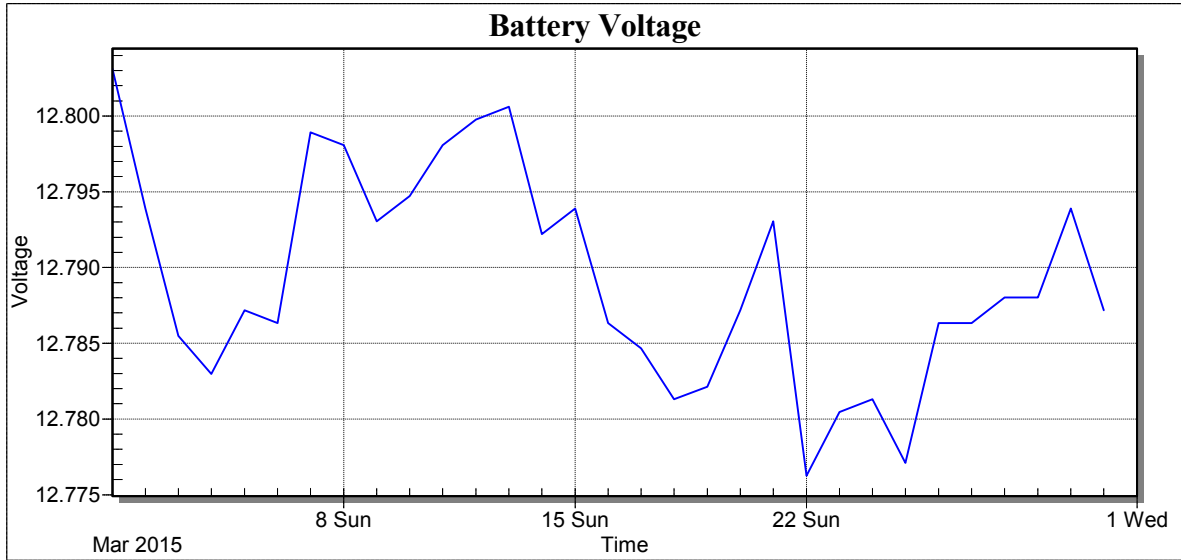
## Weather Station: WH\_500\_Series

Location:

Report Type: 1 Month

Created: Friday, April 03, 2015 10:59 AM

Report Period: March 2015





## Weather Station: WH\_500\_Series

Location:

Report Type: 1 Month

Created: Friday, April 03, 2015 10:59 AM

Report Period: March 2015

Date	Batt Volt Min
3/1/2015	12.80
3/2/2015	12.79
3/3/2015	12.79
3/4/2015	12.78
3/5/2015	12.79
3/6/2015	12.79
3/7/2015	12.80
3/8/2015	12.80
3/9/2015	12.79
3/10/2015	12.79
3/11/2015	12.80
3/12/2015	12.80
3/13/2015	12.80
3/14/2015	12.79
3/15/2015	12.79
3/16/2015	12.79
3/17/2015	12.78
3/18/2015	12.78
3/19/2015	12.78
3/20/2015	12.79
3/21/2015	12.79
3/22/2015	12.78
3/23/2015	12.78
3/24/2015	12.78
3/25/2015	12.78
3/26/2015	12.79
3/27/2015	12.79
3/28/2015	12.79
3/29/2015	12.79
3/30/2015	12.79
3/31/2015	12.79
Low	12.78
High	12.80
Average	12.79
Std Dev	0.01



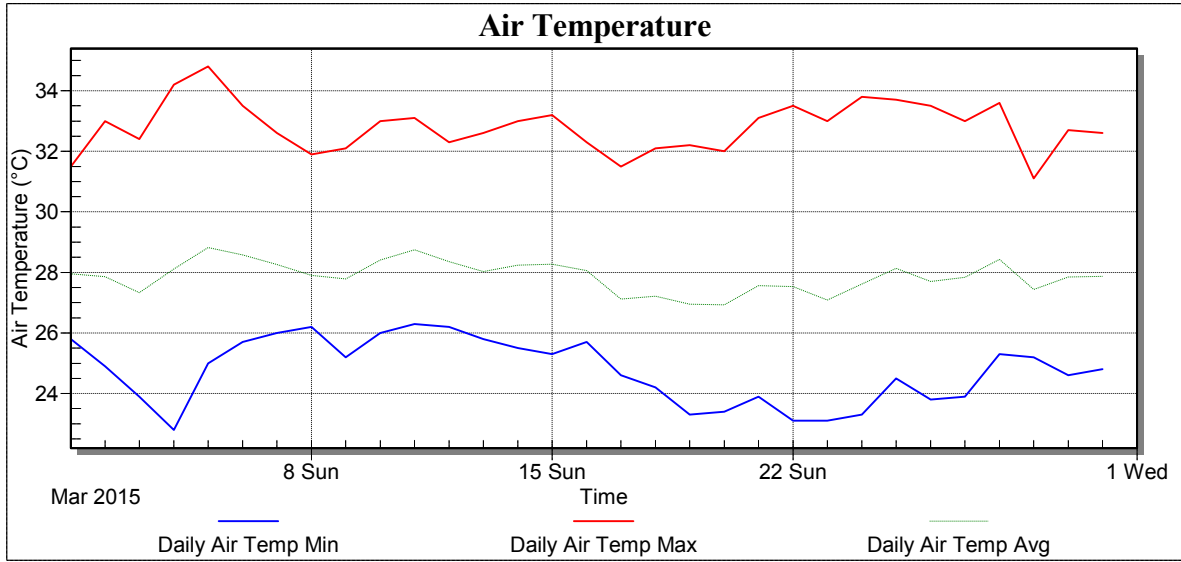
## Weather Station: WH\_500\_Series

Location:

Report Type: 1 Month

Created: Friday, April 03, 2015 10:59 AM

Report Period: March 2015





## Weather Station: WH\_500\_Series

Location:

Report Type: 1 Month

Created: Friday, April 03, 2015 10:59 AM

Report Period: March 2015

Date	Air Temp Min (°C)	Air Temp Max (°C)	Air Temp Avg (°C)
3/1/2015	25.80	31.50	27.95
3/2/2015	24.90	33.00	27.86
3/3/2015	23.90	32.40	27.33
3/4/2015	22.80	34.20	28.12
3/5/2015	25.00	34.80	28.82
3/6/2015	25.70	33.50	28.58
3/7/2015	26.00	32.60	28.26
3/8/2015	26.20	31.90	27.91
3/9/2015	25.20	32.10	27.78
3/10/2015	26.00	33.00	28.40
3/11/2015	26.30	33.10	28.75
3/12/2015	26.20	32.30	28.36
3/13/2015	25.80	32.60	28.03
3/14/2015	25.50	33.00	28.24
3/15/2015	25.30	33.20	28.28
3/16/2015	25.70	32.30	28.06
3/17/2015	24.60	31.50	27.12
3/18/2015	24.20	32.10	27.21
3/19/2015	23.30	32.20	26.95
3/20/2015	23.40	32.00	26.93
3/21/2015	23.90	33.10	27.56
3/22/2015	23.10	33.50	27.54
3/23/2015	23.10	33.00	27.09
3/24/2015	23.30	33.80	27.61
3/25/2015	24.50	33.70	28.13
3/26/2015	23.80	33.50	27.70
3/27/2015	23.90	33.00	27.84
3/28/2015	25.30	33.60	28.43
3/29/2015	25.20	31.10	27.44
3/30/2015	24.60	32.70	27.85
3/31/2015	24.80	32.60	27.87
Low	22.80	31.10	26.93
High	26.30	34.80	28.82
Average	24.75	32.80	27.87
Std Dev	1.05	0.81	0.50



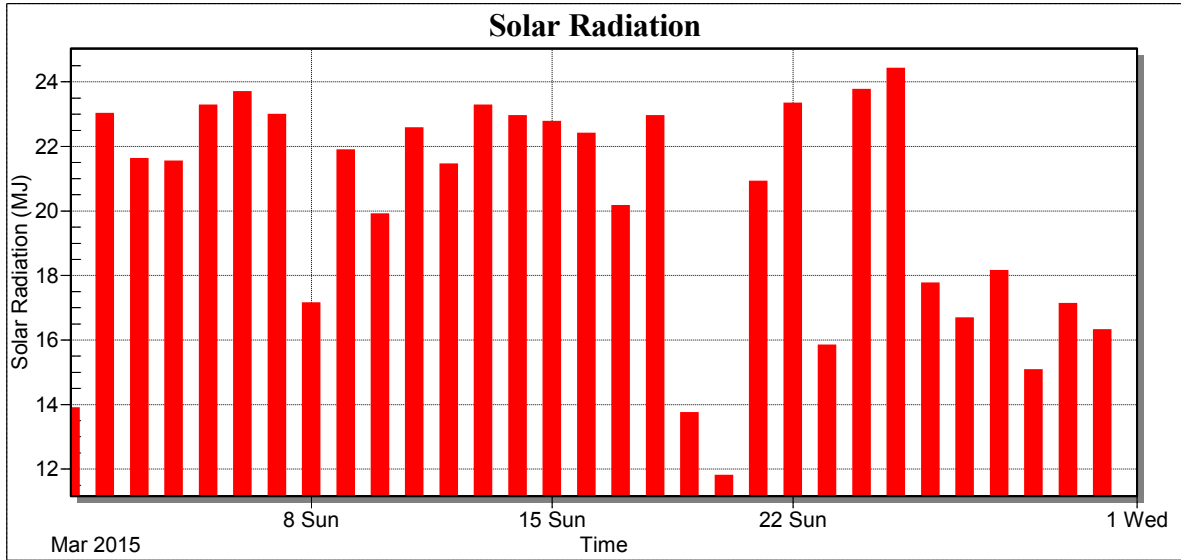
## Weather Station: WH\_500\_Series

Location:

Report Type: 1 Month

Created: Friday, April 03, 2015 10:59 AM

Report Period: March 2015





## Weather Station: WH\_500\_Series

Location:

Report Type: 1 Month

Created: Friday, April 03, 2015 10:59 AM

Report Period: March 2015

Date	Total Solar Radiation (MJ)
3/1/2015	13.89
3/2/2015	23.01
3/3/2015	21.61
3/4/2015	21.53
3/5/2015	23.27
3/6/2015	23.68
3/7/2015	22.98
3/8/2015	17.14
3/9/2015	21.88
3/10/2015	19.90
3/11/2015	22.57
3/12/2015	21.44
3/13/2015	23.27
3/14/2015	22.95
3/15/2015	22.76
3/16/2015	22.40
3/17/2015	20.16
3/18/2015	22.94
3/19/2015	13.73
3/20/2015	11.80
3/21/2015	20.91
3/22/2015	23.33
3/23/2015	15.83
3/24/2015	23.76
3/25/2015	24.41
3/26/2015	17.76
3/27/2015	16.67
3/28/2015	18.14
3/29/2015	15.07
3/30/2015	17.12
3/31/2015	16.31
Low	11.80
High	24.41
Average	20.07
Std Dev	3.51
Total	622.22



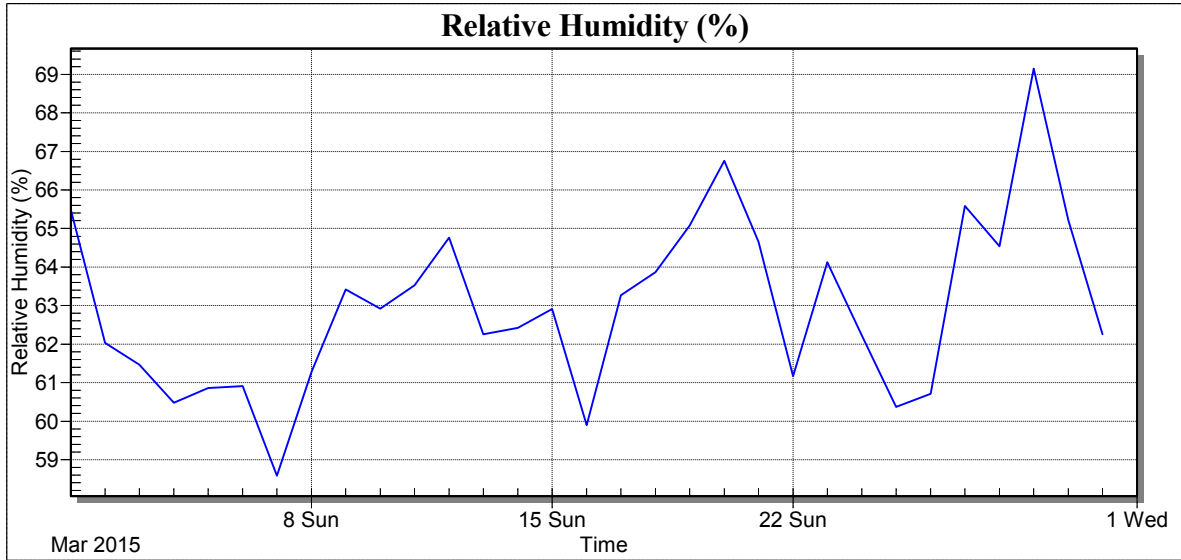
## Weather Station: WH\_500\_Series

Location:

Report Type: 1 Month

Created: Friday, April 03, 2015 10:59 AM

Report Period: March 2015





## Weather Station: WH\_500\_Series

Location:

Report Type: 1 Month

Created: Friday, April 03, 2015 10:59 AM

Report Period: March 2015

Date	RH Avg (%)
3/1/2015	65.49
3/2/2015	62.03
3/3/2015	61.46
3/4/2015	60.48
3/5/2015	60.86
3/6/2015	60.91
3/7/2015	58.59
3/8/2015	61.28
3/9/2015	63.41
3/10/2015	62.92
3/11/2015	63.53
3/12/2015	64.76
3/13/2015	62.26
3/14/2015	62.42
3/15/2015	62.91
3/16/2015	59.90
3/17/2015	63.26
3/18/2015	63.86
3/19/2015	65.08
3/20/2015	66.75
3/21/2015	64.66
3/22/2015	61.17
3/23/2015	64.12
3/24/2015	62.22
3/25/2015	60.37
3/26/2015	60.71
3/27/2015	65.58
3/28/2015	64.54
3/29/2015	69.15
3/30/2015	65.22
3/31/2015	62.25
Low	58.59
High	69.15
Average	62.97
Std Dev	2.22







## Weather Station: WH\_500\_Series

Location:

Report Type: 1 Month

Created: Friday, April 03, 2015 10:59 AM

Report Period: March 2015

Date	Rain Fall (mm)
3/1/2015	0.04
3/2/2015	0.00
3/3/2015	0.16
3/4/2015	0.00
3/5/2015	0.00
3/6/2015	0.00
3/7/2015	0.00
3/8/2015	0.02
3/9/2015	0.00
3/10/2015	0.00
3/11/2015	0.00
3/12/2015	0.00
3/13/2015	0.00
3/14/2015	0.00
3/15/2015	0.00
3/16/2015	0.00
3/17/2015	0.01
3/18/2015	0.01
3/19/2015	0.45
3/20/2015	3.60
3/21/2015	0.00
3/22/2015	0.00
3/23/2015	0.00
3/24/2015	0.00
3/25/2015	0.00
3/26/2015	0.00
3/27/2015	0.00
3/28/2015	0.00
3/29/2015	0.00
3/30/2015	0.00
3/31/2015	0.00
Low	0.00
High	3.60
Average	0.14
Std Dev	0.64
Total	4.29



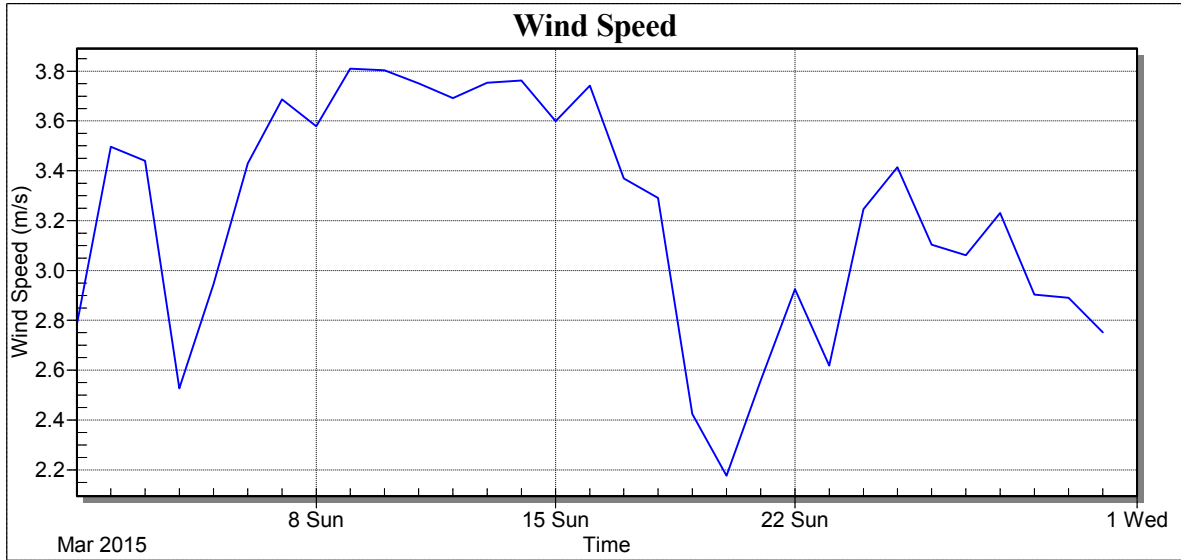
## Weather Station: WH\_500\_Series

Location:

Report Type: 1 Month

Created: Friday, April 03, 2015 10:59 AM

Report Period: March 2015





## Weather Station: WH\_500\_Series

Location:

Report Type: 1 Month

Created: Friday, April 03, 2015 10:59 AM

Report Period: March 2015

Date	Wind Speed Avg (m/s)
3/1/2015	2.78
3/2/2015	3.50
3/3/2015	3.44
3/4/2015	2.53
3/5/2015	2.95
3/6/2015	3.43
3/7/2015	3.69
3/8/2015	3.58
3/9/2015	3.81
3/10/2015	3.80
3/11/2015	3.75
3/12/2015	3.69
3/13/2015	3.75
3/14/2015	3.76
3/15/2015	3.60
3/16/2015	3.74
3/17/2015	3.37
3/18/2015	3.29
3/19/2015	2.42
3/20/2015	2.18
3/21/2015	2.56
3/22/2015	2.93
3/23/2015	2.62
3/24/2015	3.25
3/25/2015	3.41
3/26/2015	3.10
3/27/2015	3.06
3/28/2015	3.23
3/29/2015	2.90
3/30/2015	2.89
3/31/2015	2.75
Low	2.18
High	3.81
Average	3.22
Std Dev	0.46



## Weather Station: WH\_500\_Series

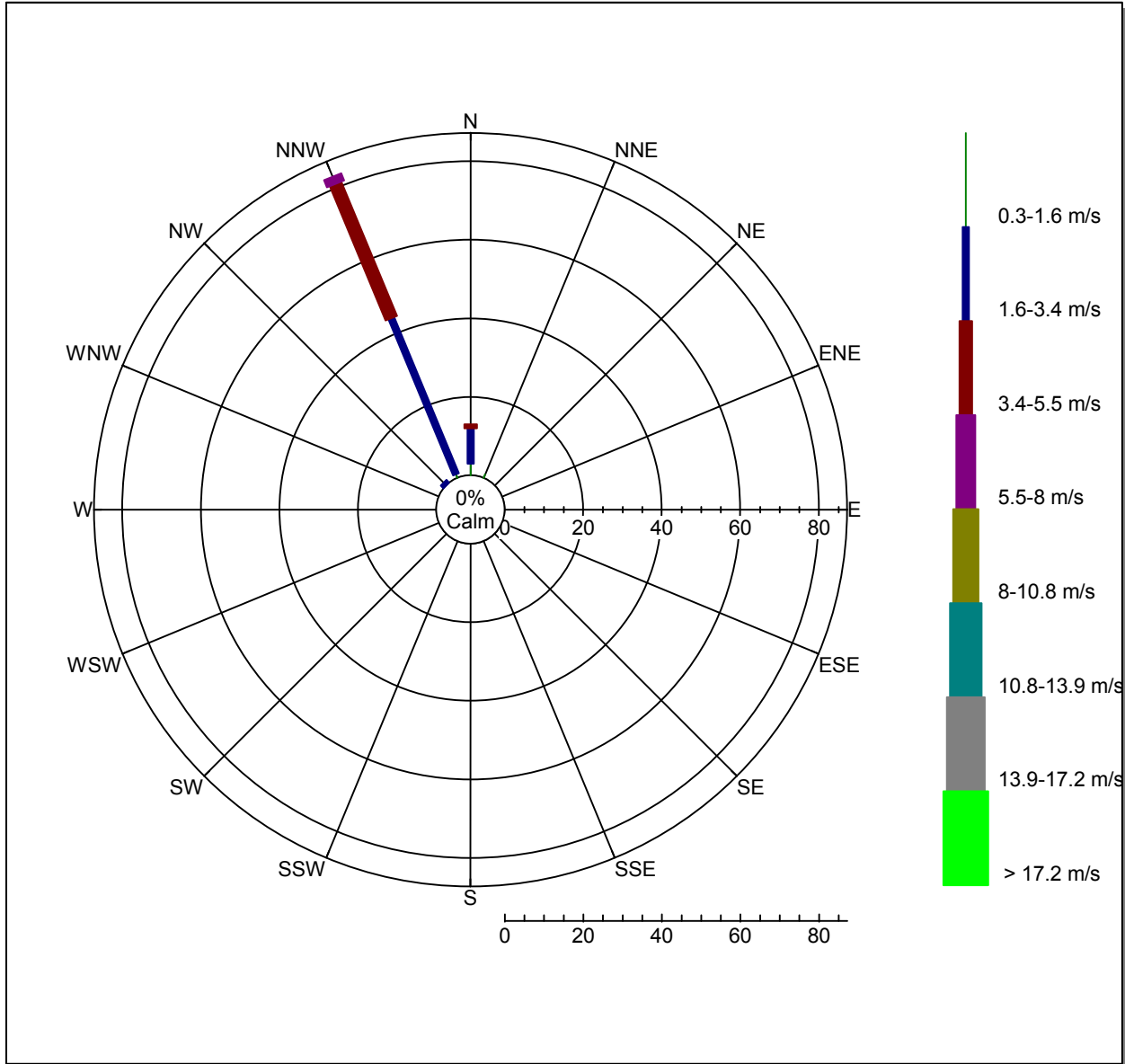
Location:

Report Type: 1 Month

Created: Friday, April 03, 2015 10:59 AM

Report Period: March 2015

## Wind Rose





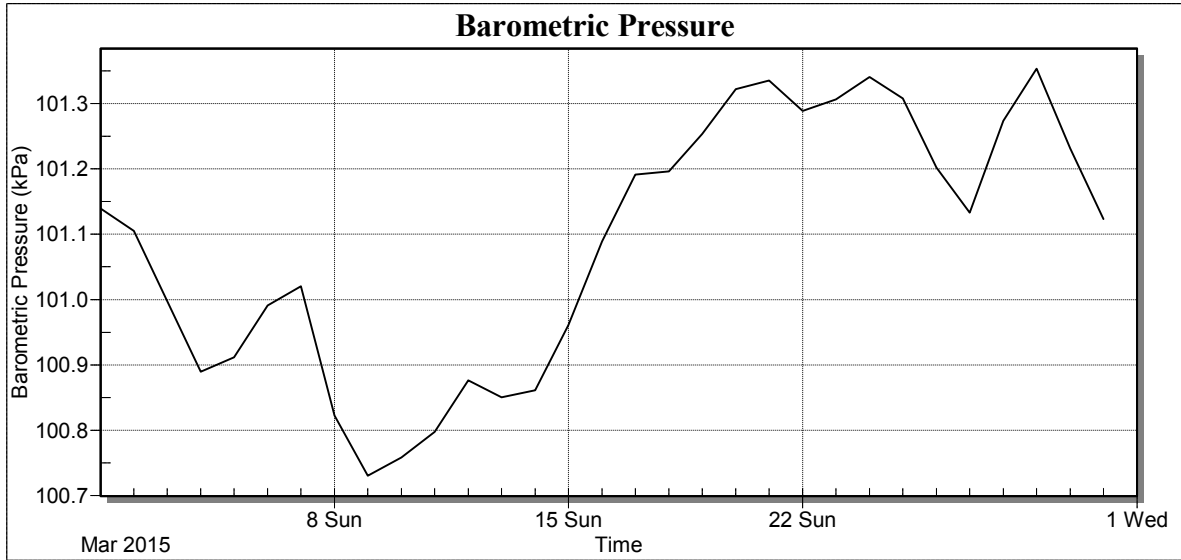
## Weather Station: WH\_500\_Series

Location:

Report Type: 1 Month

Created: Friday, April 03, 2015 10:59 AM

Report Period: March 2015





## Weather Station: WH\_500\_Series

Location:

Report Type: 1 Month

Created: Friday, April 03, 2015 10:59 AM

Report Period: March 2015

Date	Avg BP (kPa)
3/1/2015	101.14
3/2/2015	101.10
3/3/2015	101.00
3/4/2015	100.89
3/5/2015	100.91
3/6/2015	100.99
3/7/2015	101.02
3/8/2015	100.82
3/9/2015	100.73
3/10/2015	100.76
3/11/2015	100.80
3/12/2015	100.88
3/13/2015	100.85
3/14/2015	100.86
3/15/2015	100.96
3/16/2015	101.09
3/17/2015	101.19
3/18/2015	101.20
3/19/2015	101.25
3/20/2015	101.32
3/21/2015	101.34
3/22/2015	101.29
3/23/2015	101.31
3/24/2015	101.34
3/25/2015	101.31
3/26/2015	101.20
3/27/2015	101.13
3/28/2015	101.27
3/29/2015	101.35
3/30/2015	101.23
3/31/2015	101.12
Low	100.73
High	101.35
Average	101.09
Std Dev	0.19



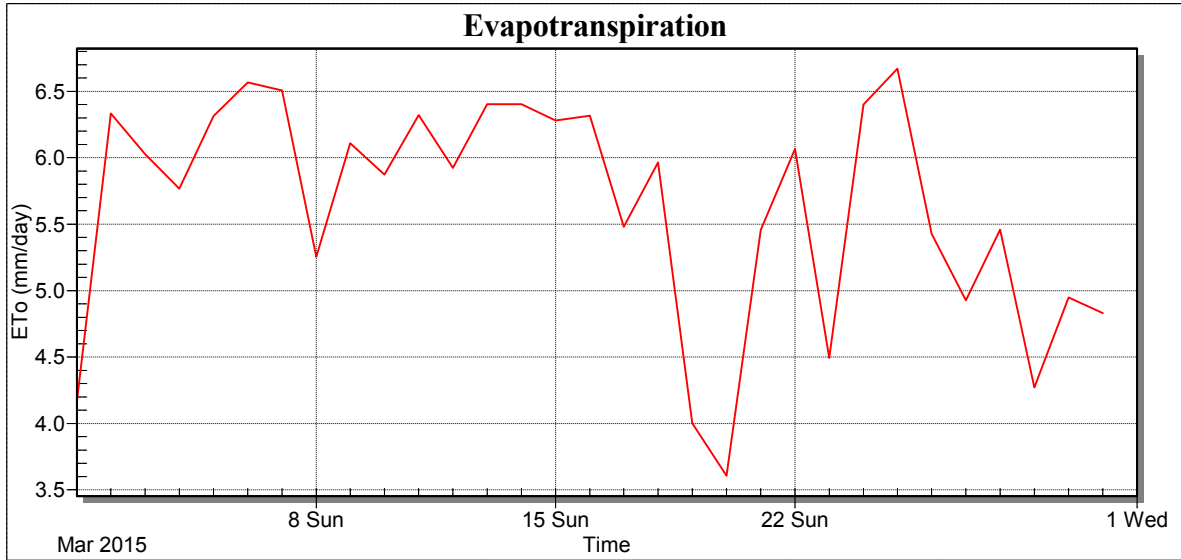
## Weather Station: WH\_500\_Series

Location:

Report Type: 1 Month

Created: Friday, April 03, 2015 10:59 AM

Report Period: March 2015







## Weather Station: WH\_500\_Series

Location:

Report Type: 1 Month

Created: Friday, April 03, 2015 10:59 AM

Report Period: March 2015

Date	Daily ETo (mm/day)	Rain Fall (mm)
3/1/2015	4.17	0.04
3/2/2015	6.33	0.00
3/3/2015	6.03	0.16
3/4/2015	5.77	0.00
3/5/2015	6.31	0.00
3/6/2015	6.57	0.00
3/7/2015	6.51	0.00
3/8/2015	5.25	0.02
3/9/2015	6.11	0.00
3/10/2015	5.87	0.00
3/11/2015	6.32	0.00
3/12/2015	5.92	0.00
3/13/2015	6.40	0.00
3/14/2015	6.40	0.00
3/15/2015	6.28	0.00
3/16/2015	6.32	0.00
3/17/2015	5.48	0.01
3/18/2015	5.97	0.01
3/19/2015	4.00	0.45
3/20/2015	3.61	3.60
3/21/2015	5.46	0.00
3/22/2015	6.07	0.00
3/23/2015	4.49	0.00
3/24/2015	6.40	0.00
3/25/2015	6.67	0.00
3/26/2015	5.43	0.00
3/27/2015	4.93	0.00
3/28/2015	5.46	0.00
3/29/2015	4.27	0.00
3/30/2015	4.95	0.00
3/31/2015	4.83	0.00
Low	3.61	0.00
High	6.67	3.60
Average	5.63	0.14
Std Dev	0.83	0.64
Total	174.58	4.29



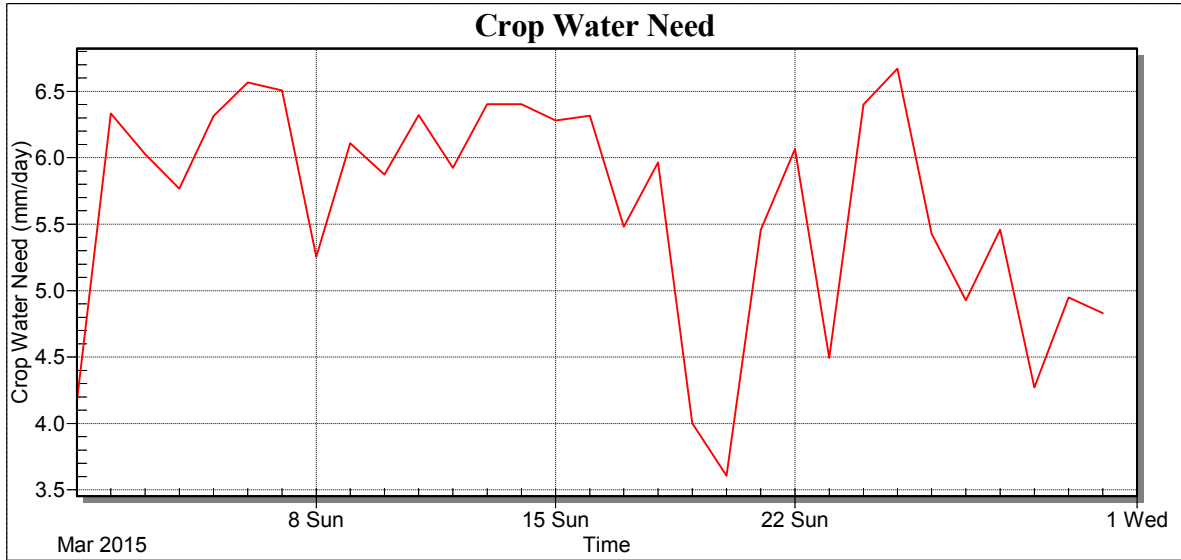
## Weather Station: WH\_500\_Series

Location:

Report Type: 1 Month

Created: Friday, April 03, 2015 10:59 AM

Report Period: March 2015





## Weather Station: WH\_500\_Series

Location:

Report Type: 1 Month

Created: Friday, April 03, 2015 10:59 AM

Report Period: March 2015

Date	Crop Coefficient	Crop Water Need (mm/day)	Rain Fall (mm)
3/1/2015	1	4.17	0.04
3/2/2015		6.33	0.00
3/3/2015		6.03	0.16
3/4/2015		5.77	0.00
3/5/2015		6.31	0.00
3/6/2015		6.57	0.00
3/7/2015		6.51	0.00
3/8/2015		5.25	0.02
3/9/2015		6.11	0.00
3/10/2015		5.87	0.00
3/11/2015		6.32	0.00
3/12/2015		5.92	0.00
3/13/2015		6.40	0.00
3/14/2015		6.40	0.00
3/15/2015		6.28	0.00
3/16/2015		6.32	0.00
3/17/2015		5.48	0.01
3/18/2015		5.97	0.01
3/19/2015		4.00	0.45
3/20/2015		3.61	3.60
3/21/2015		5.46	0.00
3/22/2015		6.07	0.00
3/23/2015		4.49	0.00
3/24/2015		6.40	0.00
3/25/2015		6.67	0.00
3/26/2015		5.43	0.00
3/27/2015		4.93	0.00
3/28/2015		5.46	0.00
3/29/2015		4.27	0.00
3/30/2015		4.95	0.00
3/31/2015		4.83	0.00
Low	N/A	3.61	0.00
High	N/A	6.67	3.60
Average	N/A	5.63	0.14
Std Dev	N/A	0.83	0.64
Total	N/A	174.58	4.29



## Weather Station: WH\_500\_Series

Location:

Report Type: 1 Month

Created: Friday, April 03, 2015 10:59 AM

Report Period: March 2015

### Growing Degree Days (GDD)

The GDD value shown was calculated using data1.AirTemp\_C\_Avg applied to the GDD simple method with Upper temperature cutoff.

Time Range	CropName	GDD Lower Temp (°C)	GDD Upper Temp (°C)	GDD Value (°C)
Mar 2015		10.0	30.0	542.3

### Growing Degree Days (GDD)



## Weather Station: WH\_500\_Series

Location:

Report Type: 1 Month

Created: Friday, April 03, 2015 10:59 AM

Report Period: March 2015

### Growing Degree Days (GDD) 2

The GDD value shown was calculated using data1.AirTemp\_C\_Avg applied to the GDD simple method with Upper temperature cutoff.

Time Range	CropName	GDD2 Lower Temp (°C)	GDD2 Upper Temp (°C)	GDD2 Value (°C)
Mar 2015		10.0	30.0	542.3

### Growing Degree Days (GDD) 2



## Weather Station: WH\_500\_Series

Location:

Report Type: 1 Month

Created: Friday, April 03, 2015 10:59 AM

Report Period: March 2015

### Chill Hours

The number of hours ambient temperature stayed below the reference temperature you provided is shown in the following table.

Date	Base Temperature (°C)	Chill Hours
3/1/2015	0.0	0
3/2/2015		0
3/3/2015		0
3/4/2015		0
3/5/2015		0
3/6/2015		0
3/7/2015		0
3/8/2015		0
3/9/2015		0
3/10/2015		0
3/11/2015		0
3/12/2015		0
3/13/2015		0
3/14/2015		0
3/15/2015		0
3/16/2015		0
3/17/2015		0
3/18/2015		0
3/19/2015		0
3/20/2015		0
3/21/2015		0
3/22/2015		0
3/23/2015		0
3/24/2015		0
3/25/2015		0
3/26/2015		0
3/27/2015		0
3/28/2015		0
3/29/2015		0
3/30/2015		0
3/31/2015		0
Low	N/A	0.00
High	N/A	0.00
Average	N/A	0.00
Std Dev	N/A	0.00
Total	N/A	0.00

### Chill Hours