



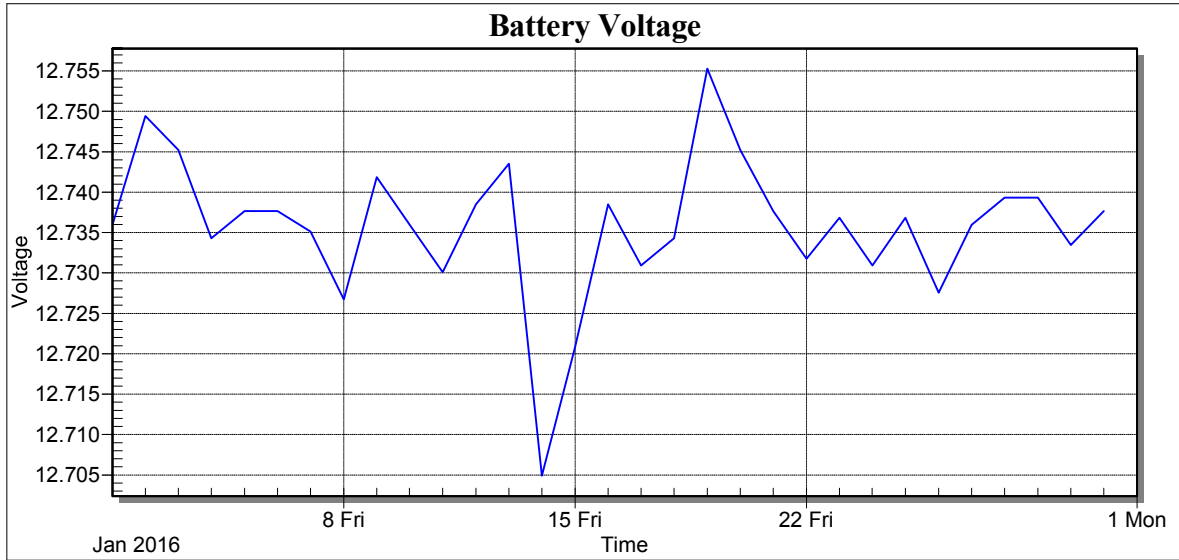
Weather Station: CEDSA

Location: Villa Lucre

Report Type: 1 Month

Created: viernes, 12 de febrero de 2016 5:31 a. m.

Report Period: enero 2016





Weather Station: CEDSA

Location: Villa Lucre

Report Type: 1 Month

Created: viernes, 12 de febrero de 2016 5:31 a. m.

Report Period: enero 2016

Date	Batt Volt Min
1/1/16	12.74
2/1/16	12.75
3/1/16	12.75
4/1/16	12.73
5/1/16	12.74
6/1/16	12.74
7/1/16	12.74
8/1/16	12.73
9/1/16	12.74
10/1/16	12.74
11/1/16	12.73
12/1/16	12.74
13/1/16	12.74
14/1/16	12.70
15/1/16	12.72
16/1/16	12.74
17/1/16	12.73
18/1/16	12.73
19/1/16	12.76
20/1/16	12.75
21/1/16	12.74
22/1/16	12.73
23/1/16	12.74
24/1/16	12.73
25/1/16	12.74
26/1/16	12.73
27/1/16	12.74
28/1/16	12.74
29/1/16	12.74
30/1/16	12.73
31/1/16	12.74
Low	12.70
High	12.76
Average	12.74
Std Dev	0.01



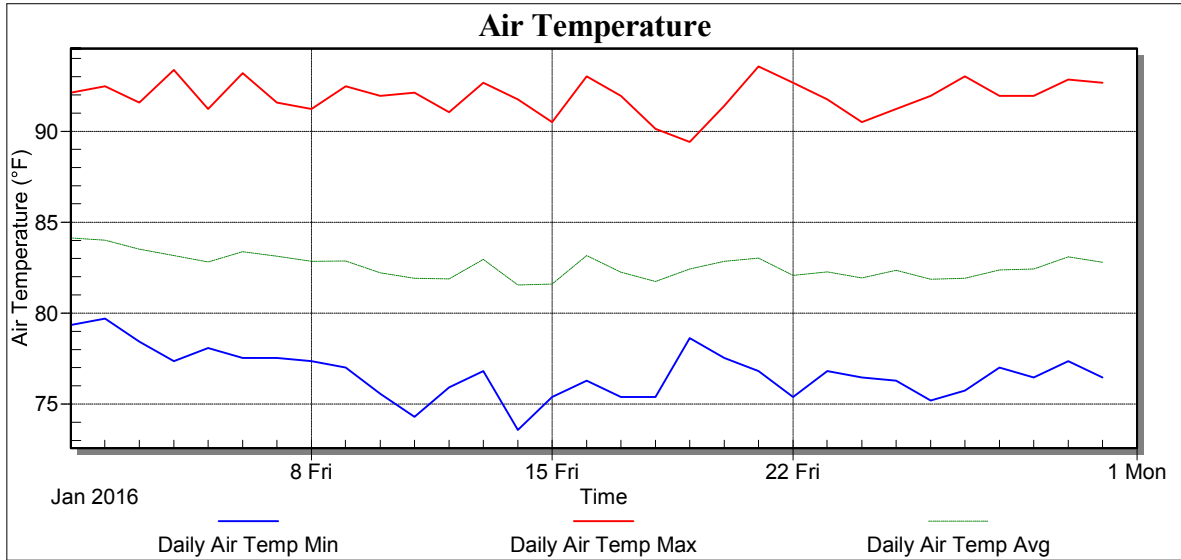
Weather Station: CEDSA

Location: Villa Lucre

Report Type: 1 Month

Created: viernes, 12 de febrero de 2016 5:31 a. m.

Report Period: enero 2016





Weather Station: CEDSA

Location: Villa Lucre

Report Type: 1 Month

Created: viernes, 12 de febrero de 2016 5:31 a. m.

Report Period: enero 2016

Date	Air Temp Min (°F)	Air Temp Max (°F)	Air Temp Avg (°F)
1/1/16	79.34	92.12	84.13
2/1/16	79.70	92.48	84.01
3/1/16	78.44	91.58	83.52
4/1/16	77.36	93.38	83.16
5/1/16	78.08	91.22	82.81
6/1/16	77.54	93.20	83.38
7/1/16	77.54	91.58	83.13
8/1/16	77.36	91.22	82.85
9/1/16	77.00	92.48	82.86
10/1/16	75.56	91.94	82.22
11/1/16	74.30	92.12	81.91
12/1/16	75.92	91.04	81.88
13/1/16	76.82	92.66	82.96
14/1/16	73.58	91.76	81.54
15/1/16	75.38	90.50	81.59
16/1/16	76.28	93.02	83.16
17/1/16	75.38	91.94	82.25
18/1/16	75.38	90.14	81.74
19/1/16	78.62	89.42	82.42
20/1/16	77.54	91.40	82.85
21/1/16	76.82	93.56	83.02
22/1/16	75.38	92.66	82.07
23/1/16	76.82	91.76	82.27
24/1/16	76.46	90.50	81.93
25/1/16	76.28	91.22	82.35
26/1/16	75.20	91.94	81.86
27/1/16	75.74	93.02	81.92
28/1/16	77.00	91.94	82.38
29/1/16	76.46	91.94	82.42
30/1/16	77.36	92.84	83.09
31/1/16	76.46	92.66	82.79
Low	73.58	89.42	81.54
High	79.70	93.56	84.13
Average	76.68	91.91	82.60
Std Dev	1.35	0.96	0.66



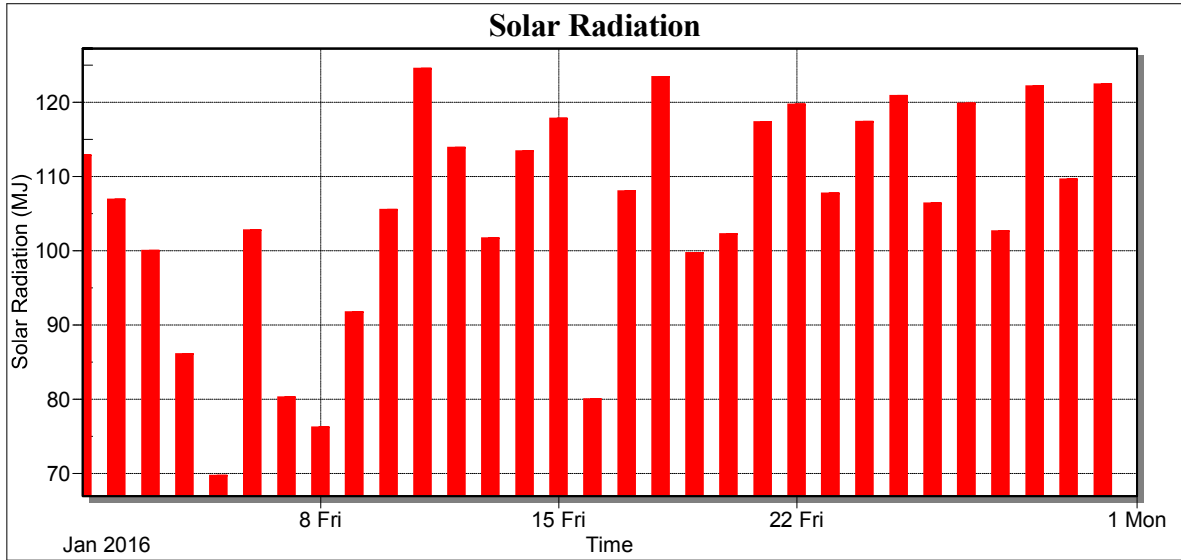
Weather Station: CEDSA

Location: Villa Lucre

Report Type: 1 Month

Created: viernes, 12 de febrero de 2016 5:31 a. m.

Report Period: enero 2016





Weather Station: CEDSA

Location: Villa Lucre

Report Type: 1 Month

Created: viernes, 12 de febrero de 2016 5:31 a. m.

Report Period: enero 2016

Date	Total Solar Radiation (MJ)
1/1/16	112.85
2/1/16	106.91
3/1/16	100.02
4/1/16	86.06
5/1/16	69.71
6/1/16	102.72
7/1/16	80.25
8/1/16	76.21
9/1/16	91.73
10/1/16	105.52
11/1/16	124.52
12/1/16	113.89
13/1/16	101.66
14/1/16	113.42
15/1/16	117.80
16/1/16	80.01
17/1/16	108.02
18/1/16	123.42
19/1/16	99.69
20/1/16	102.25
21/1/16	117.31
22/1/16	119.72
23/1/16	107.73
24/1/16	117.37
25/1/16	120.88
26/1/16	106.38
27/1/16	119.83
28/1/16	102.61
29/1/16	122.16
30/1/16	109.56
31/1/16	122.41
Low	69.71
High	124.52
Average	105.89
Std Dev	14.63
Total	3282.62



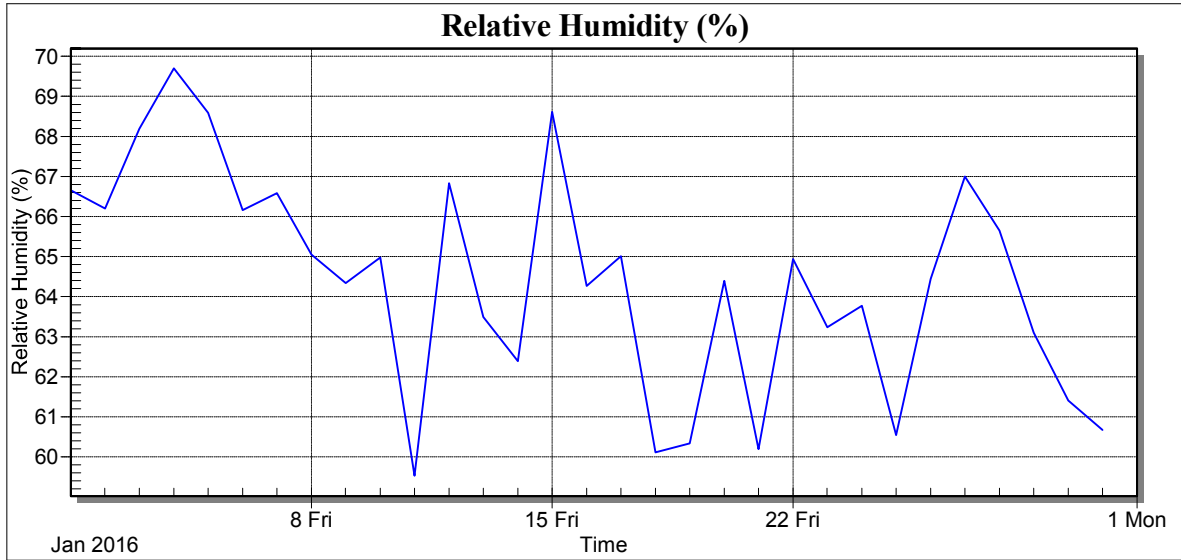
Weather Station: CEDSA

Location: Villa Lucre

Report Type: 1 Month

Created: viernes, 12 de febrero de 2016 5:31 a. m.

Report Period: enero 2016





Weather Station: CEDSA

Location: Villa Lucre

Report Type: 1 Month

Created: viernes, 12 de febrero de 2016 5:31 a. m.

Report Period: enero 2016

Date	RH Avg (%)
1/1/16	66.64
2/1/16	66.19
3/1/16	68.18
4/1/16	69.69
5/1/16	68.58
6/1/16	66.16
7/1/16	66.57
8/1/16	65.04
9/1/16	64.33
10/1/16	64.97
11/1/16	59.53
12/1/16	66.83
13/1/16	63.49
14/1/16	62.39
15/1/16	68.61
16/1/16	64.26
17/1/16	65.00
18/1/16	60.11
19/1/16	60.33
20/1/16	64.39
21/1/16	60.19
22/1/16	64.93
23/1/16	63.24
24/1/16	63.78
25/1/16	60.55
26/1/16	64.43
27/1/16	66.99
28/1/16	65.64
29/1/16	63.10
30/1/16	61.41
31/1/16	60.68
Low	59.53
High	69.69
Average	64.39
Std Dev	2.73



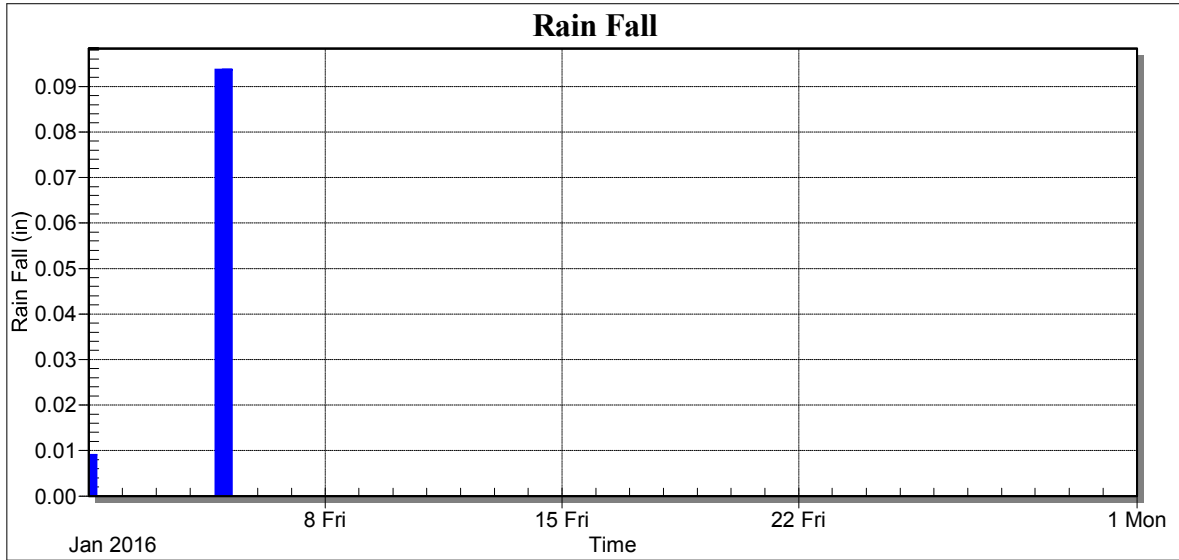
Weather Station: CEDSA

Location: Villa Lucre

Report Type: 1 Month

Created: viernes, 12 de febrero de 2016 5:31 a. m.

Report Period: enero 2016





Weather Station: CEDSA

Location: Villa Lucre

Report Type: 1 Month

Created: viernes, 12 de febrero de 2016 5:31 a. m.

Report Period: enero 2016

Date	Rain Fall (in)
1/1/16	0.01
2/1/16	0.00
3/1/16	0.00
4/1/16	0.00
5/1/16	0.09
6/1/16	0.00
7/1/16	0.00
8/1/16	0.00
9/1/16	0.00
10/1/16	0.00
11/1/16	0.00
12/1/16	0.00
13/1/16	0.00
14/1/16	0.00
15/1/16	0.00
16/1/16	0.00
17/1/16	0.00
18/1/16	0.00
19/1/16	0.00
20/1/16	0.00
21/1/16	0.00
22/1/16	0.00
23/1/16	0.00
24/1/16	0.00
25/1/16	0.00
26/1/16	0.00
27/1/16	0.00
28/1/16	0.00
29/1/16	0.00
30/1/16	0.00
31/1/16	0.00
Low	0.00
High	0.09
Average	0.00
Std Dev	0.02
Total	0.10



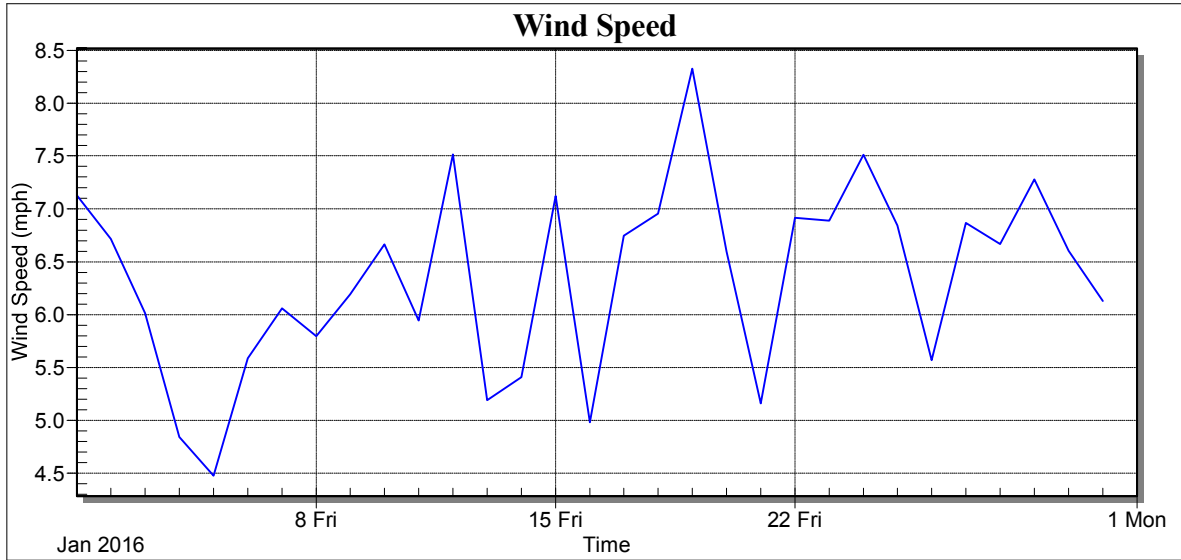
Weather Station: CEDSA

Location: Villa Lucre

Report Type: 1 Month

Created: viernes, 12 de febrero de 2016 5:31 a. m.

Report Period: enero 2016





Weather Station: CEDSA

Location: Villa Lucre

Report Type: 1 Month

Created: viernes, 12 de febrero de 2016 5:31 a. m.

Report Period: enero 2016

Date	Wind Speed Avg (mph)
1/1/16	7.13
2/1/16	6.72
3/1/16	6.01
4/1/16	4.84
5/1/16	4.48
6/1/16	5.59
7/1/16	6.06
8/1/16	5.80
9/1/16	6.19
10/1/16	6.67
11/1/16	5.94
12/1/16	7.52
13/1/16	5.19
14/1/16	5.41
15/1/16	7.12
16/1/16	4.98
17/1/16	6.75
18/1/16	6.96
19/1/16	8.33
20/1/16	6.60
21/1/16	5.16
22/1/16	6.92
23/1/16	6.89
24/1/16	7.51
25/1/16	6.84
26/1/16	5.57
27/1/16	6.87
28/1/16	6.67
29/1/16	7.28
30/1/16	6.60
31/1/16	6.13
Low	4.48
High	8.33
Average	6.35
Std Dev	0.88



Weather Station: CEDSA

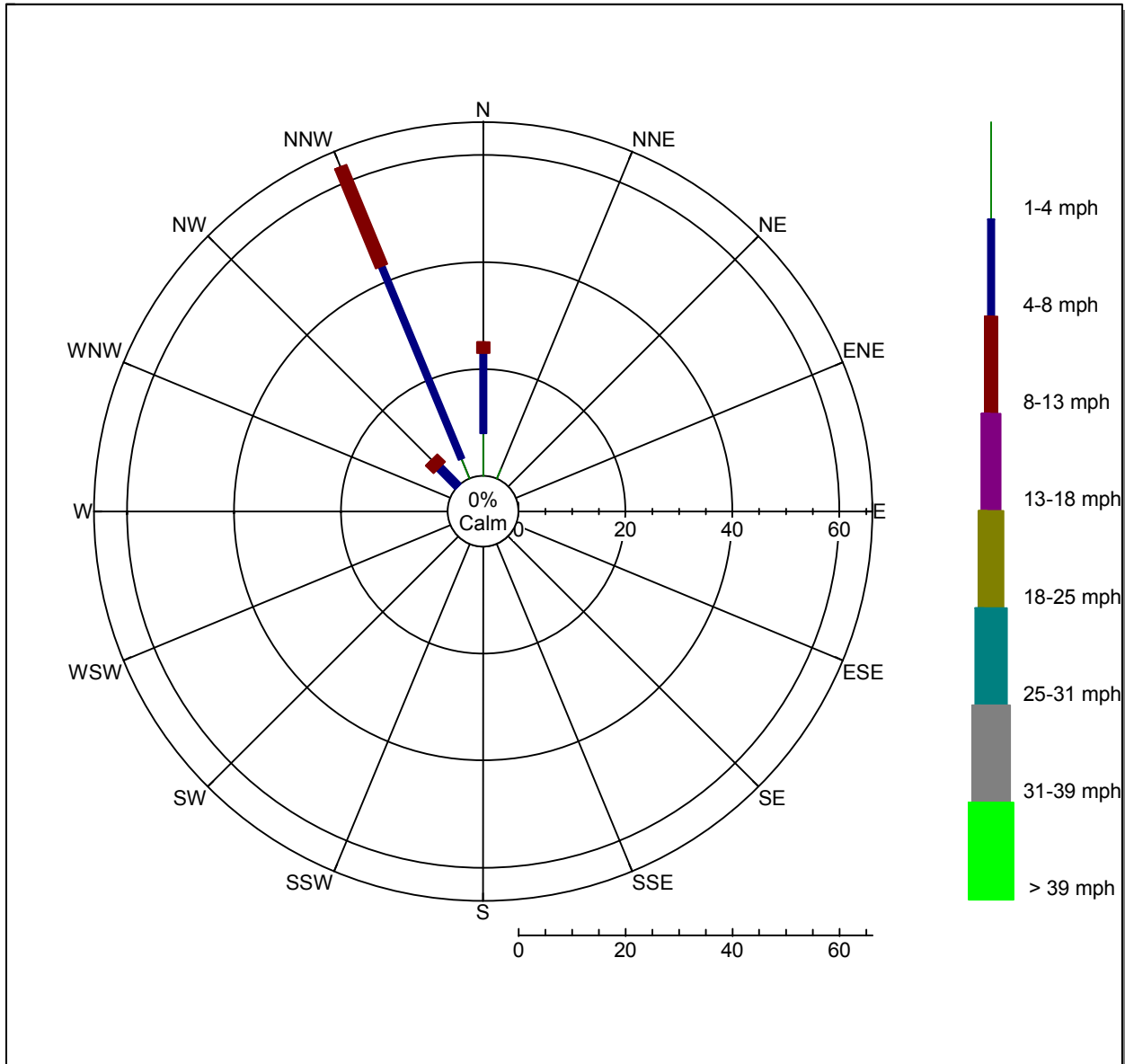
Location: Villa Lucre

Report Type: 1 Month

Created: viernes, 12 de febrero de 2016 5:31 a. m.

Report Period: enero 2016

Wind Rose





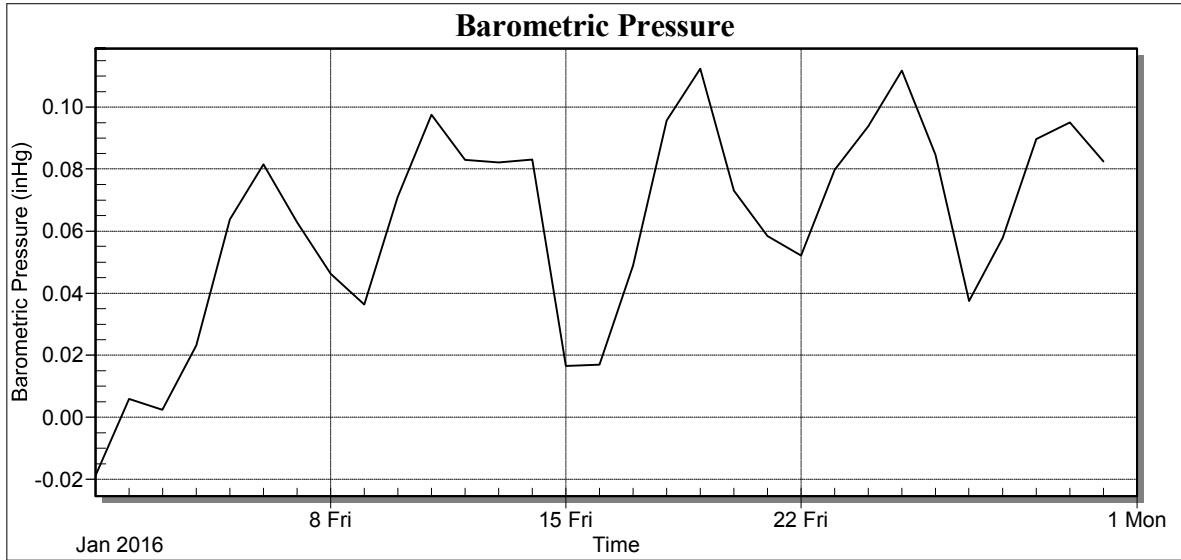
Weather Station: CEDSA

Location: Villa Lucre

Report Type: 1 Month

Created: viernes, 12 de febrero de 2016 5:31 a. m.

Report Period: enero 2016





Weather Station: CEDSA

Location: Villa Lucre

Report Type: 1 Month

Created: viernes, 12 de febrero de 2016 5:31 a. m.

Report Period: enero 2016

Date	Avg BP (inHg)
1/1/16	-0.02
2/1/16	0.01
3/1/16	0.00
4/1/16	0.02
5/1/16	0.06
6/1/16	0.08
7/1/16	0.06
8/1/16	0.05
9/1/16	0.04
10/1/16	0.07
11/1/16	0.10
12/1/16	0.08
13/1/16	0.08
14/1/16	0.08
15/1/16	0.02
16/1/16	0.02
17/1/16	0.05
18/1/16	0.10
19/1/16	0.11
20/1/16	0.07
21/1/16	0.06
22/1/16	0.05
23/1/16	0.08
24/1/16	0.09
25/1/16	0.11
26/1/16	0.08
27/1/16	0.04
28/1/16	0.06
29/1/16	0.09
30/1/16	0.10
31/1/16	0.08
Low	-0.02
High	0.11
Average	0.06
Std Dev	0.03