



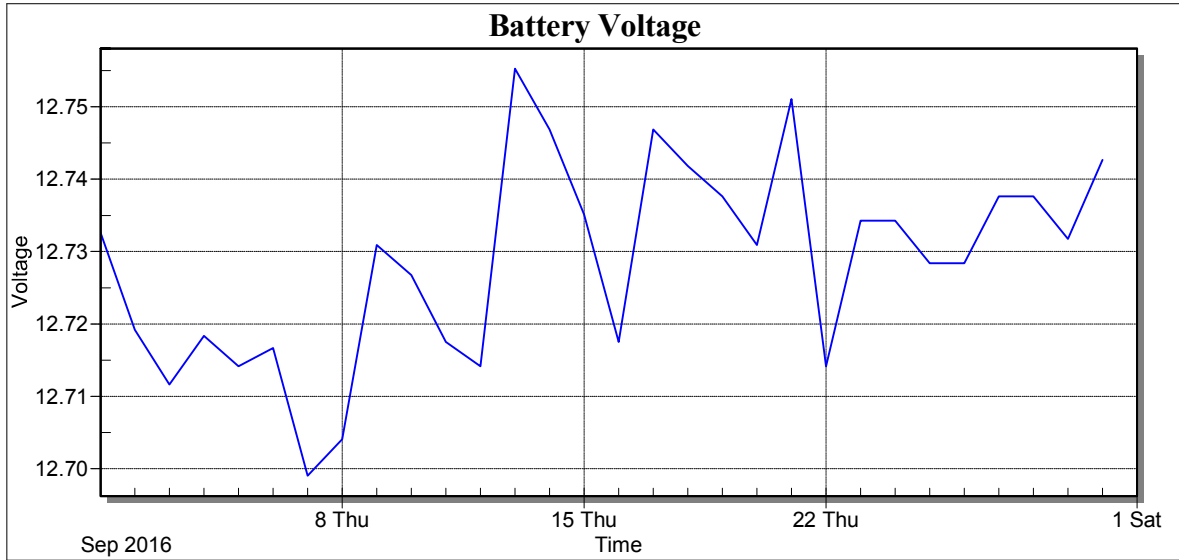
Weather Station: CEDSA

Location: Villa Lucre

Report Type: 1 Month

Created: domingo, 09 de octubre de 2016 9:23 a. m.

Report Period: septiembre 2016





Weather Station: CEDSA

Location: Villa Lucre

Report Type: 1 Month

Created: domingo, 09 de octubre de 2016 9:23 a. m.

Report Period: septiembre 2016

Date	Batt Volt Min
1/9/16	12.73
2/9/16	12.72
3/9/16	12.71
4/9/16	12.72
5/9/16	12.71
6/9/16	12.72
7/9/16	12.70
8/9/16	12.70
9/9/16	12.73
10/9/16	12.73
11/9/16	12.72
12/9/16	12.71
13/9/16	12.76
14/9/16	12.75
15/9/16	12.74
16/9/16	12.72
17/9/16	12.75
18/9/16	12.74
19/9/16	12.74
20/9/16	12.73
21/9/16	12.75
22/9/16	12.71
23/9/16	12.73
24/9/16	12.73
25/9/16	12.73
26/9/16	12.73
27/9/16	12.74
28/9/16	12.74
29/9/16	12.73
30/9/16	12.74
Low	12.70
High	12.76
Average	12.73
Std Dev	0.01



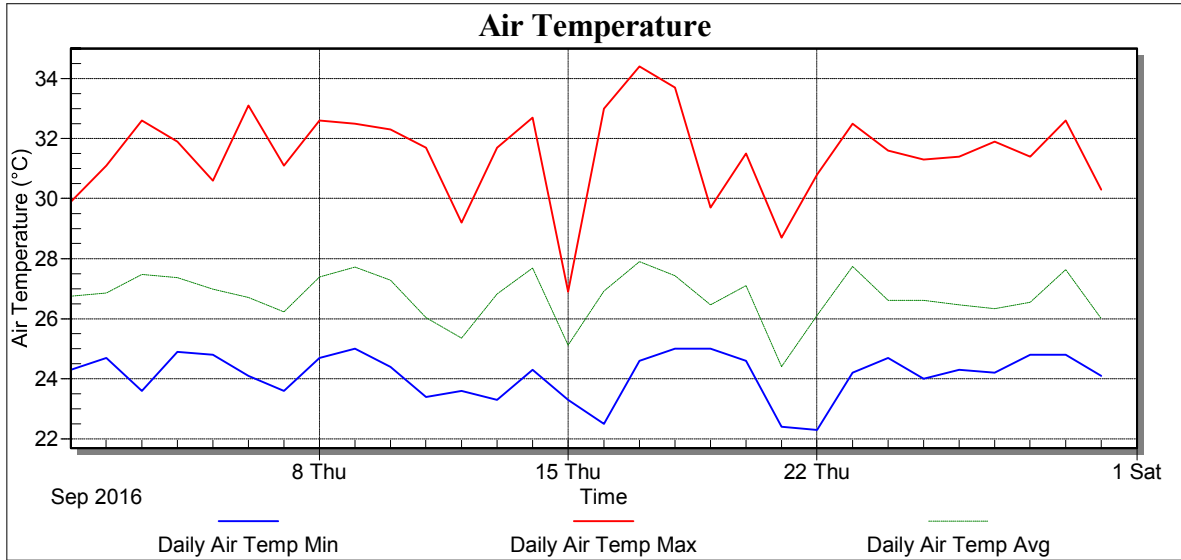
Weather Station: CEDSA

Location: Villa Lucre

Report Type: 1 Month

Created: domingo, 09 de octubre de 2016 9:23 a. m.

Report Period: septiembre 2016





Weather Station: CEDSA

Location: Villa Lucre

Report Type: 1 Month

Created: domingo, 09 de octubre de 2016 9:23 a. m.

Report Period: septiembre 2016

Date	Air Temp Min (°C)	Air Temp Max (°C)	Air Temp Avg (°C)
1/9/16	24.30	29.90	26.75
2/9/16	24.70	31.10	26.86
3/9/16	23.60	32.60	27.48
4/9/16	24.90	31.90	27.37
5/9/16	24.80	30.60	26.99
6/9/16	24.10	33.10	26.71
7/9/16	23.60	31.10	26.23
8/9/16	24.70	32.60	27.39
9/9/16	25.00	32.50	27.72
10/9/16	24.40	32.30	27.28
11/9/16	23.40	31.70	26.04
12/9/16	23.60	29.20	25.35
13/9/16	23.30	31.70	26.82
14/9/16	24.30	32.70	27.69
15/9/16	23.30	26.90	25.12
16/9/16	22.50	33.00	26.92
17/9/16	24.60	34.40	27.90
18/9/16	25.00	33.70	27.43
19/9/16	25.00	29.70	26.46
20/9/16	24.60	31.50	27.11
21/9/16	22.40	28.70	24.41
22/9/16	22.30	30.80	26.11
23/9/16	24.20	32.50	27.74
24/9/16	24.70	31.60	26.61
25/9/16	24.00	31.30	26.61
26/9/16	24.30	31.40	26.47
27/9/16	24.20	31.90	26.33
28/9/16	24.80	31.40	26.55
29/9/16	24.80	32.60	27.64
30/9/16	24.10	30.30	26.00
Low	22.30	26.90	24.41
High	25.00	34.40	27.90
Average	24.12	31.49	26.74
Std Dev	0.77	1.52	0.81



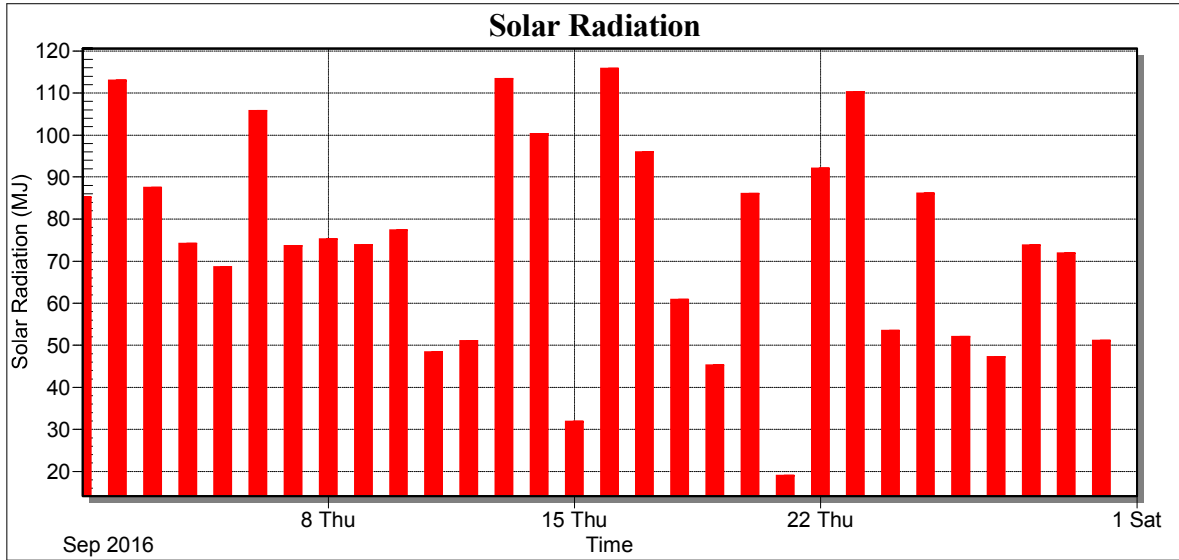
Weather Station: CEDSA

Location: Villa Lucre

Report Type: 1 Month

Created: domingo, 09 de octubre de 2016 9:23 a. m.

Report Period: septiembre 2016





Weather Station: CEDSA

Location: Villa Lucre

Report Type: 1 Month

Created: domingo, 09 de octubre de 2016 9:23 a. m.

Report Period: septiembre 2016

Date	Total Solar Radiation (MJ)
1/9/16	85.19
2/9/16	113.01
3/9/16	87.42
4/9/16	74.05
5/9/16	68.59
6/9/16	105.78
7/9/16	73.63
8/9/16	75.24
9/9/16	73.85
10/9/16	77.31
11/9/16	48.38
12/9/16	51.03
13/9/16	113.35
14/9/16	100.23
15/9/16	31.83
16/9/16	115.79
17/9/16	95.90
18/9/16	60.88
19/9/16	45.21
20/9/16	86.06
21/9/16	18.99
22/9/16	92.08
23/9/16	110.22
24/9/16	53.47
25/9/16	86.10
26/9/16	52.05
27/9/16	47.22
28/9/16	73.75
29/9/16	71.89
30/9/16	51.11
Low	18.99
High	115.79
Average	74.65
Std Dev	24.76
Total	2239.61



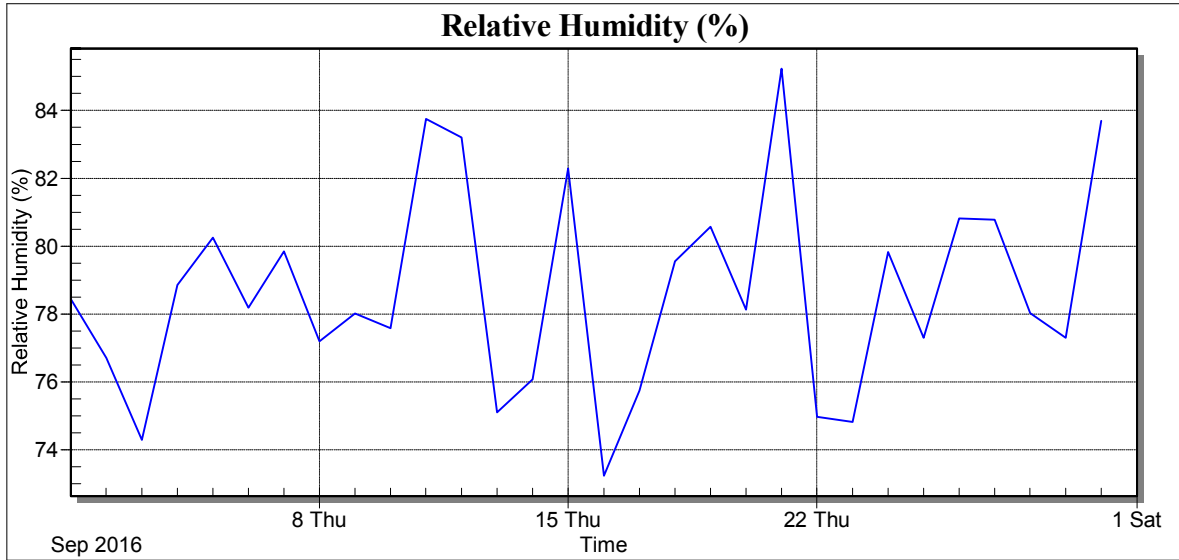
Weather Station: CEDSA

Location: Villa Lucre

Report Type: 1 Month

Created: domingo, 09 de octubre de 2016 9:23 a. m.

Report Period: septiembre 2016





Weather Station: CEDSA

Location: Villa Lucre

Report Type: 1 Month

Created: domingo, 09 de octubre de 2016 9:23 a. m.

Report Period: septiembre 2016

Date	RH Avg (%)
1/9/16	78.44
2/9/16	76.71
3/9/16	74.29
4/9/16	78.86
5/9/16	80.25
6/9/16	78.19
7/9/16	79.85
8/9/16	77.20
9/9/16	78.01
10/9/16	77.58
11/9/16	83.75
12/9/16	83.21
13/9/16	75.10
14/9/16	76.07
15/9/16	82.29
16/9/16	73.24
17/9/16	75.75
18/9/16	79.55
19/9/16	80.57
20/9/16	78.13
21/9/16	85.23
22/9/16	74.97
23/9/16	74.82
24/9/16	79.83
25/9/16	77.30
26/9/16	80.81
27/9/16	80.78
28/9/16	78.02
29/9/16	77.30
30/9/16	83.69
Low	73.24
High	85.23
Average	78.66
Std Dev	2.97



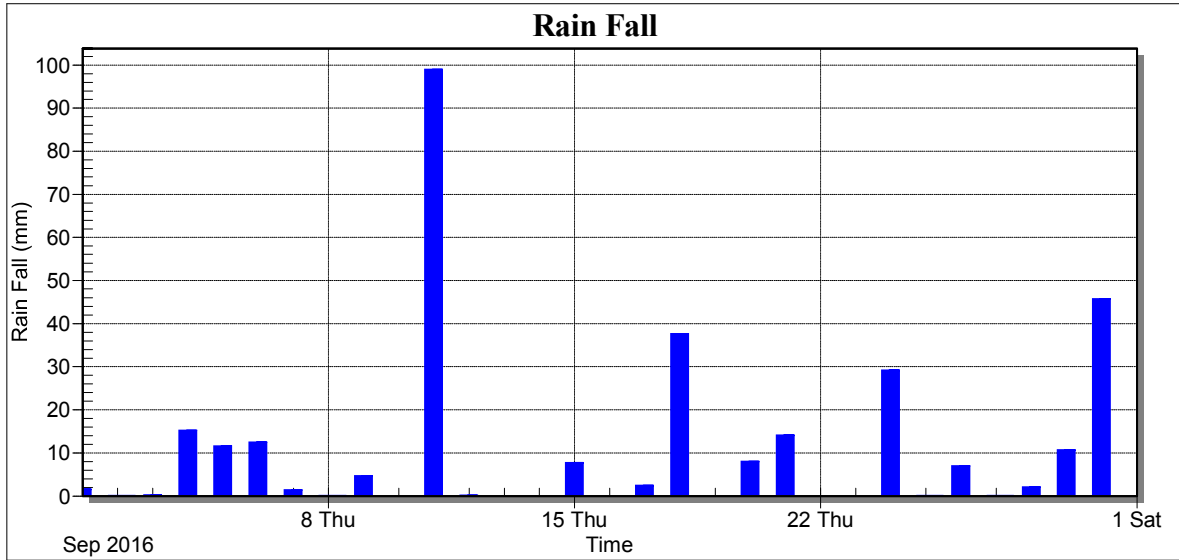
Weather Station: CEDSA

Location: Villa Lucre

Report Type: 1 Month

Created: domingo, 09 de octubre de 2016 9:23 a. m.

Report Period: septiembre 2016





Weather Station: CEDSA

Location: Villa Lucre

Report Type: 1 Month

Created: domingo, 09 de octubre de 2016 9:23 a. m.

Report Period: septiembre 2016

Date	Rain Fall (mm)
1/9/16	1.49
2/9/16	0.04
3/9/16	0.18
4/9/16	15.17
5/9/16	11.51
6/9/16	12.45
7/9/16	1.35
8/9/16	0.01
9/9/16	4.61
10/9/16	0.00
11/9/16	98.93
12/9/16	0.08
13/9/16	0.00
14/9/16	0.00
15/9/16	7.71
16/9/16	0.00
17/9/16	2.42
18/9/16	37.59
19/9/16	0.00
20/9/16	7.97
21/9/16	14.04
22/9/16	0.00
23/9/16	0.00
24/9/16	29.14
25/9/16	0.01
26/9/16	6.97
27/9/16	0.03
28/9/16	2.05
29/9/16	10.68
30/9/16	45.74
Low	0.00
High	98.93
Average	10.34
Std Dev	19.98
Total	310.17



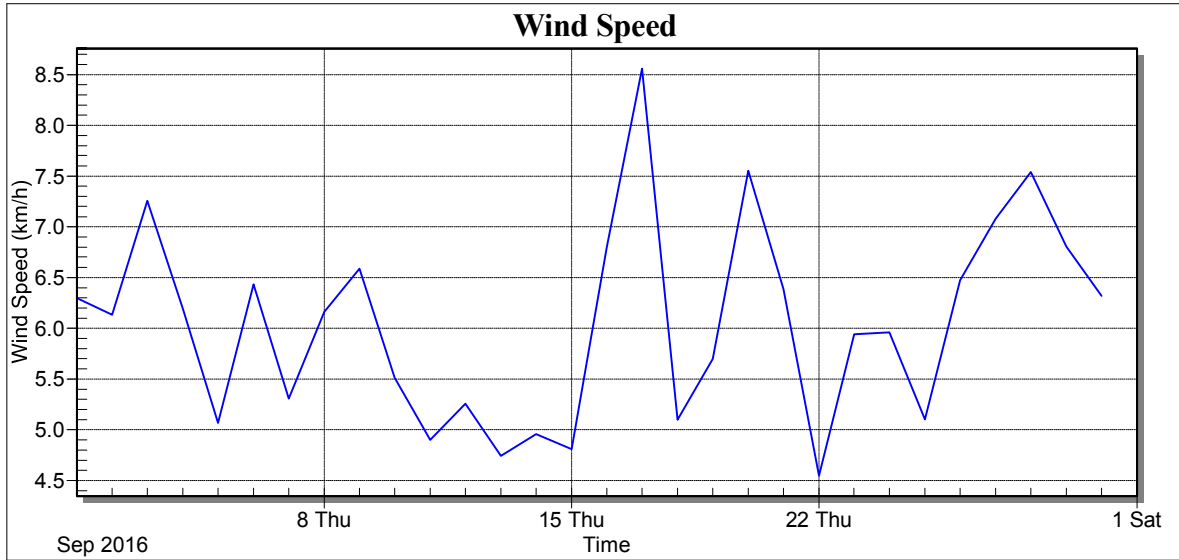
Weather Station: CEDSA

Location: Villa Lucre

Report Type: 1 Month

Created: domingo, 09 de octubre de 2016 9:23 a. m.

Report Period: septiembre 2016





Weather Station: CEDSA

Location: Villa Lucre

Report Type: 1 Month

Created: domingo, 09 de octubre de 2016 9:23 a. m.

Report Period: septiembre 2016

Date	Wind Speed Avg (km/h)
1/9/16	6.30
2/9/16	6.13
3/9/16	7.26
4/9/16	6.19
5/9/16	5.07
6/9/16	6.43
7/9/16	5.31
8/9/16	6.16
9/9/16	6.59
10/9/16	5.51
11/9/16	4.90
12/9/16	5.26
13/9/16	4.74
14/9/16	4.96
15/9/16	4.81
16/9/16	6.80
17/9/16	8.56
18/9/16	5.10
19/9/16	5.70
20/9/16	7.55
21/9/16	6.39
22/9/16	4.55
23/9/16	5.94
24/9/16	5.96
25/9/16	5.10
26/9/16	6.47
27/9/16	7.08
28/9/16	7.54
29/9/16	6.80
30/9/16	6.32
Low	4.55
High	8.56
Average	6.05
Std Dev	0.96



Weather Station: CEDSA

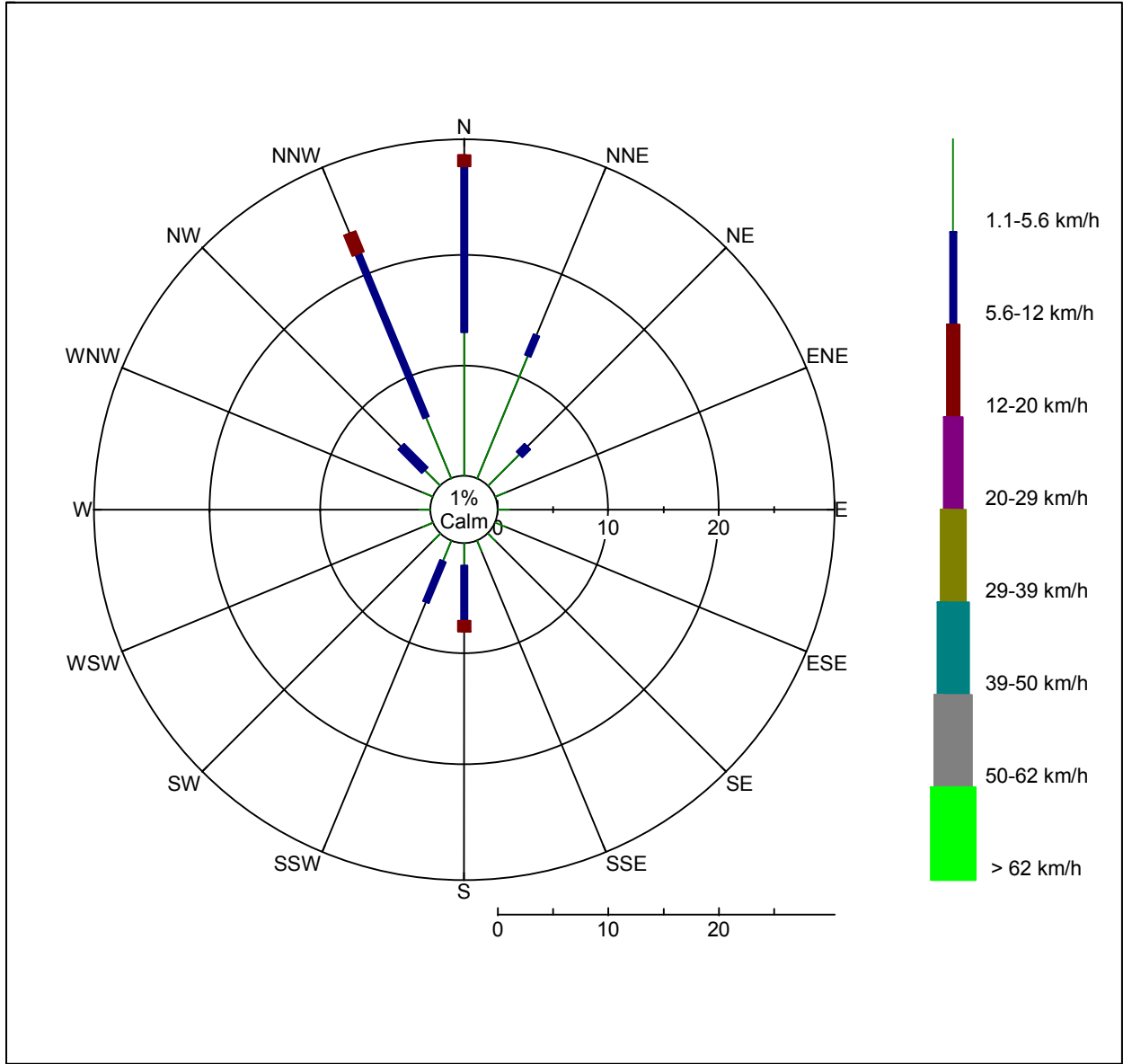
Location: Villa Lucre

Report Type: 1 Month

Created: domingo, 09 de octubre de 2016 9:23 a. m.

Report Period: septiembre 2016

Wind Rose





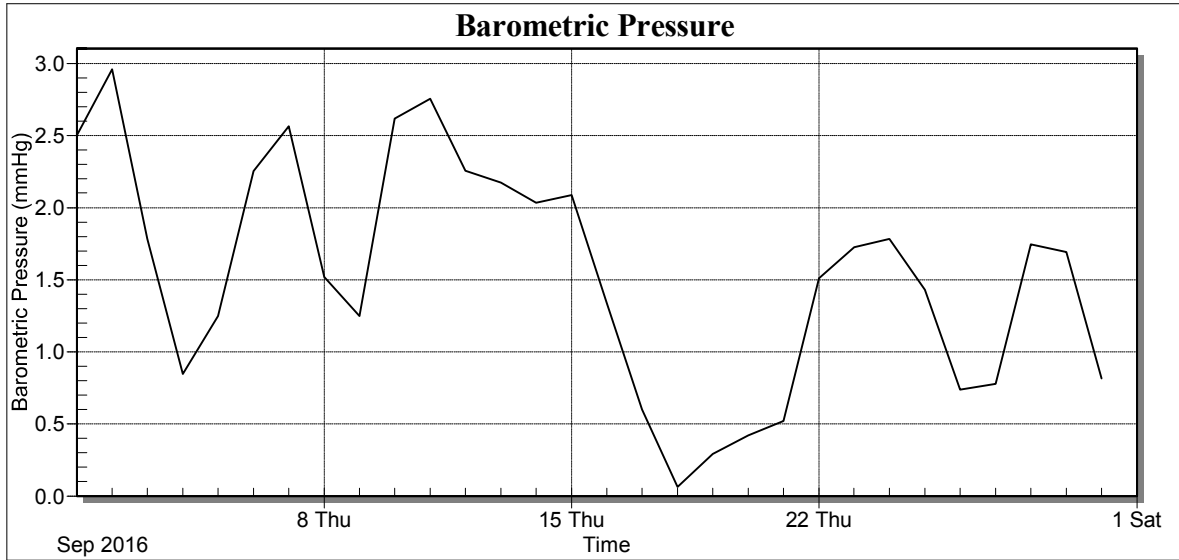
Weather Station: CEDSA

Location: Villa Lucre

Report Type: 1 Month

Created: domingo, 09 de octubre de 2016 9:23 a. m.

Report Period: septiembre 2016





Weather Station: CEDSA

Location: Villa Lucre

Report Type: 1 Month

Created: domingo, 09 de octubre de 2016 9:23 a. m.

Report Period: septiembre 2016

Date	Avg BP (mmHg)
1/9/16	2.50
2/9/16	2.96
3/9/16	1.78
4/9/16	0.85
5/9/16	1.25
6/9/16	2.25
7/9/16	2.56
8/9/16	1.52
9/9/16	1.25
10/9/16	2.62
11/9/16	2.76
12/9/16	2.26
13/9/16	2.17
14/9/16	2.04
15/9/16	2.09
16/9/16	1.34
17/9/16	0.60
18/9/16	0.06
19/9/16	0.29
20/9/16	0.42
21/9/16	0.52
22/9/16	1.51
23/9/16	1.73
24/9/16	1.78
25/9/16	1.43
26/9/16	0.74
27/9/16	0.78
28/9/16	1.75
29/9/16	1.69
30/9/16	0.82
Low	0.06
High	2.96
Average	1.54
Std Dev	0.78