



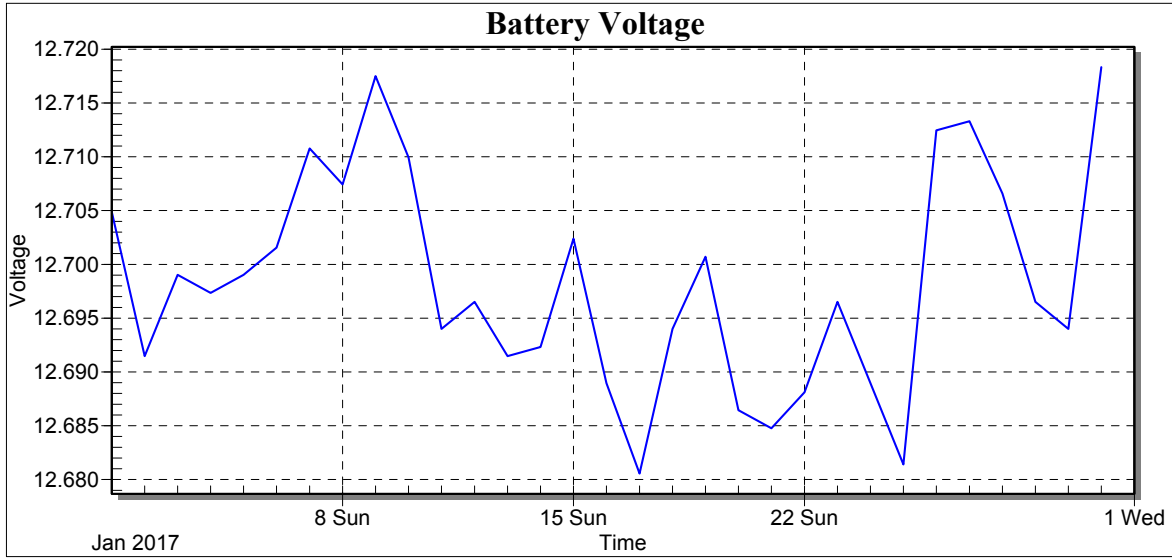
Weather Station: CEDSA

Location: Villa Lucre

Report Type: 1 Month

Created: miércoles, 01 de marzo de 2017 7:28 p. m.

Report Period: enero 2017





Weather Station: CEDSA

Location: Villa Lucre

Report Type: 1 Month

Created: miércoles, 01 de marzo de 2017 7:28 p. m.

Report Period: enero 2017

Date	Batt Volt Min
1/1/17	12.70
2/1/17	12.69
3/1/17	12.70
4/1/17	12.70
5/1/17	12.70
6/1/17	12.70
7/1/17	12.71
8/1/17	12.71
9/1/17	12.72
10/1/17	12.71
11/1/17	12.69
12/1/17	12.70
13/1/17	12.69
14/1/17	12.69
15/1/17	12.70
16/1/17	12.69
17/1/17	12.68
18/1/17	12.69
19/1/17	12.70
20/1/17	12.69
21/1/17	12.68
22/1/17	12.69
23/1/17	12.70
24/1/17	12.69
25/1/17	12.68
26/1/17	12.71
27/1/17	12.71
28/1/17	12.71
29/1/17	12.70
30/1/17	12.69
31/1/17	12.72
Low	12.68
High	12.72
Average	12.70
Std Dev	0.01



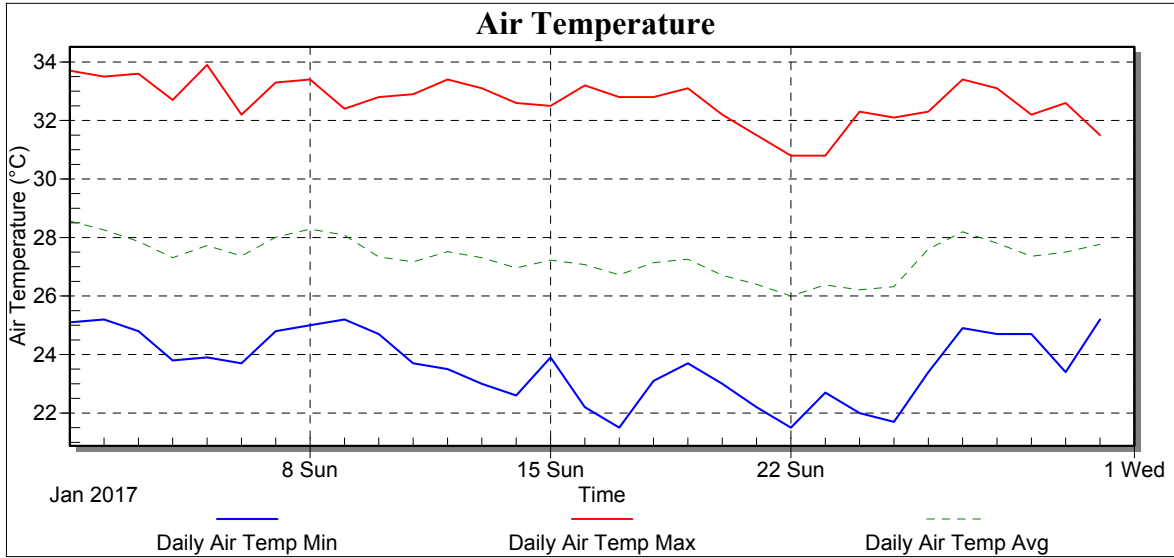
Weather Station: CEDSA

Location: Villa Lucre

Report Type: 1 Month

Created: miércoles, 01 de marzo de 2017 7:28 p. m.

Report Period: enero 2017





Weather Station: CEDSA

Location: Villa Lucre

Report Type: 1 Month

Created: miércoles, 01 de marzo de 2017 7:28 p. m.

Report Period: enero 2017

Date	Air Temp Min (°C)	Air Temp Max (°C)	Air Temp Avg (°C)
1/1/17	25.10	33.70	28.56
2/1/17	25.20	33.50	28.26
3/1/17	24.80	33.60	27.87
4/1/17	23.80	32.70	27.31
5/1/17	23.90	33.90	27.73
6/1/17	23.70	32.20	27.37
7/1/17	24.80	33.30	28.01
8/1/17	25.00	33.40	28.29
9/1/17	25.20	32.40	28.08
10/1/17	24.70	32.80	27.33
11/1/17	23.70	32.90	27.17
12/1/17	23.50	33.40	27.52
13/1/17	23.00	33.10	27.31
14/1/17	22.60	32.60	26.96
15/1/17	23.90	32.50	27.22
16/1/17	22.20	33.20	27.07
17/1/17	21.50	32.80	26.72
18/1/17	23.10	32.80	27.14
19/1/17	23.70	33.10	27.26
20/1/17	23.00	32.20	26.71
21/1/17	22.20	31.50	26.40
22/1/17	21.50	30.80	26.00
23/1/17	22.70	30.80	26.38
24/1/17	22.00	32.30	26.21
25/1/17	21.70	32.10	26.32
26/1/17	23.40	32.30	27.61
27/1/17	24.90	33.40	28.19
28/1/17	24.70	33.10	27.80
29/1/17	24.70	32.20	27.36
30/1/17	23.40	32.60	27.50
31/1/17	25.20	31.50	27.77
Low	21.50	30.80	26.00
High	25.20	33.90	28.56
Average	23.64	32.67	27.34
Std Dev	1.16	0.77	0.65



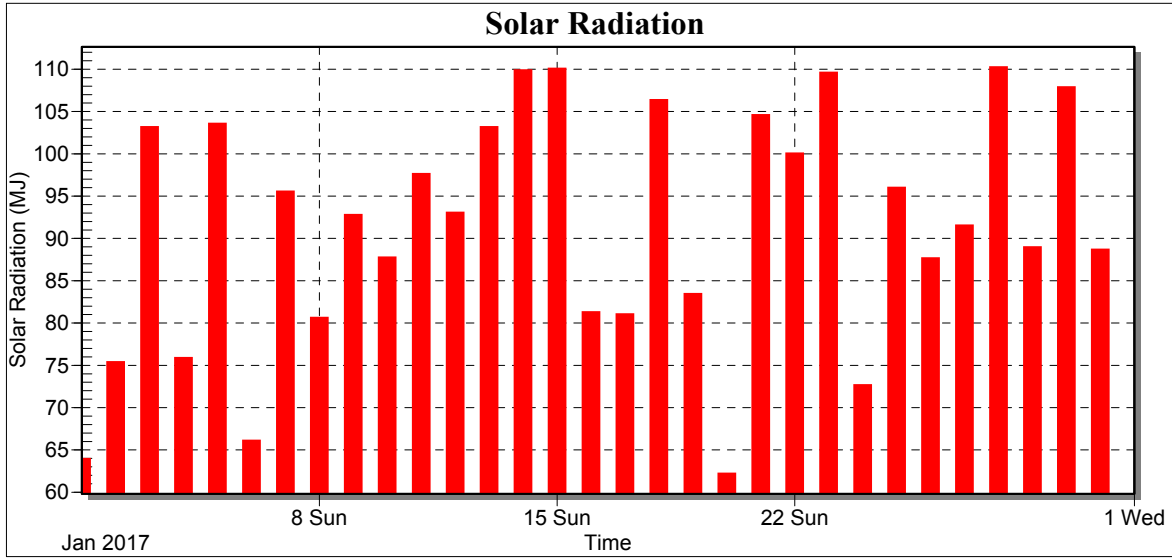
Weather Station: CEDSA

Location: Villa Lucre

Report Type: 1 Month

Created: miércoles, 01 de marzo de 2017 7:28 p. m.

Report Period: enero 2017





Weather Station: CEDSA

Location: Villa Lucre

Report Type: 1 Month

Created: miércoles, 01 de marzo de 2017 7:28 p. m.

Report Period: enero 2017

Date	Total Solar Radiation (MJ)
1/1/17	63.95
2/1/17	75.38
3/1/17	103.17
4/1/17	75.89
5/1/17	103.57
6/1/17	66.10
7/1/17	95.56
8/1/17	80.63
9/1/17	92.79
10/1/17	87.75
11/1/17	97.63
12/1/17	93.05
13/1/17	103.17
14/1/17	109.88
15/1/17	110.08
16/1/17	81.29
17/1/17	81.05
18/1/17	106.36
19/1/17	83.44
20/1/17	62.22
21/1/17	104.60
22/1/17	100.04
23/1/17	109.60
24/1/17	72.67
25/1/17	96.01
26/1/17	87.67
27/1/17	91.55
28/1/17	110.25
29/1/17	88.97
30/1/17	107.88
31/1/17	88.69
Low	62.22
High	110.25
Average	91.32
Std Dev	14.09
Total	2830.89



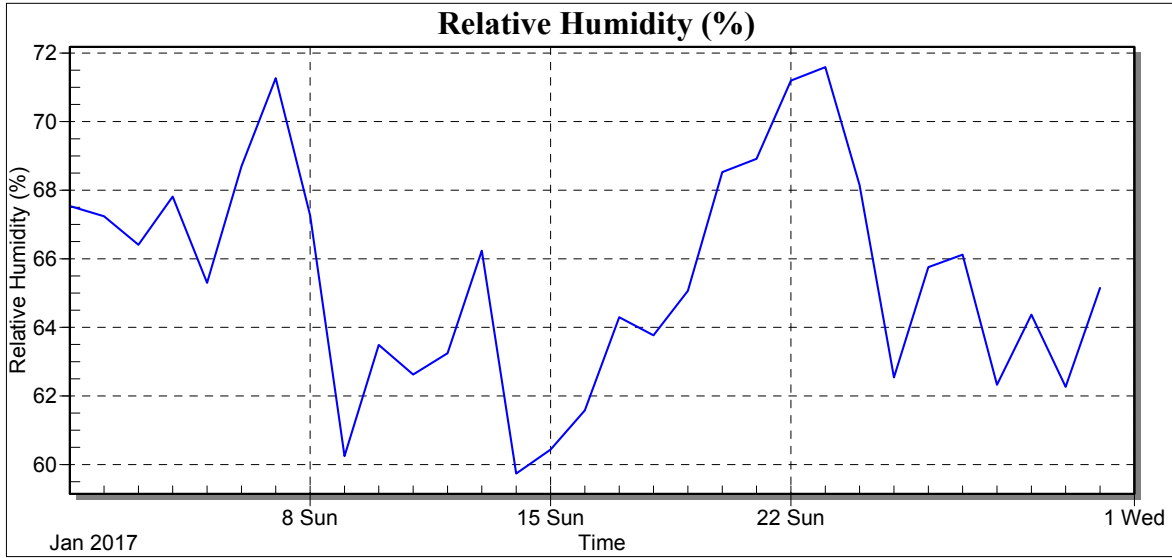
Weather Station: CEDSA

Location: Villa Lucre

Report Type: 1 Month

Created: miércoles, 01 de marzo de 2017 7:28 p. m.

Report Period: enero 2017





Weather Station: CEDSA

Location: Villa Lucre

Report Type: 1 Month

Created: miércoles, 01 de marzo de 2017 7:28 p. m.

Report Period: enero 2017

Date	RH Avg (%)
1/1/17	67.54
2/1/17	67.24
3/1/17	66.41
4/1/17	67.81
5/1/17	65.30
6/1/17	68.69
7/1/17	71.27
8/1/17	67.27
9/1/17	60.25
10/1/17	63.49
11/1/17	62.63
12/1/17	63.24
13/1/17	66.24
14/1/17	59.74
15/1/17	60.43
16/1/17	61.58
17/1/17	64.29
18/1/17	63.77
19/1/17	65.06
20/1/17	68.53
21/1/17	68.92
22/1/17	71.19
23/1/17	71.59
24/1/17	68.15
25/1/17	62.54
26/1/17	65.75
27/1/17	66.12
28/1/17	62.33
29/1/17	64.37
30/1/17	62.26
31/1/17	65.15
Low	59.74
High	71.59
Average	65.46
Std Dev	3.18



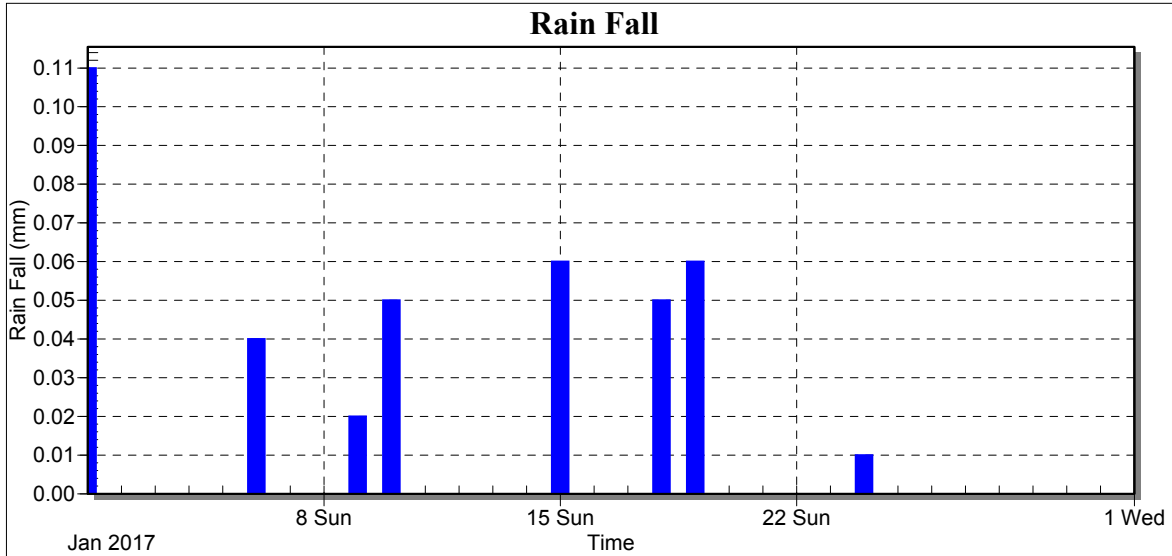
Weather Station: CEDSA

Location: Villa Lucre

Report Type: 1 Month

Created: miércoles, 01 de marzo de 2017 7:28 p. m.

Report Period: enero 2017





Weather Station: CEDSA

Location: Villa Lucre

Report Type: 1 Month

Created: miércoles, 01 de marzo de 2017 7:28 p. m.

Report Period: enero 2017

Date	Rain Fall (mm)
1/1/17	0.11
2/1/17	0.00
3/1/17	0.00
4/1/17	0.00
5/1/17	0.00
6/1/17	0.04
7/1/17	0.00
8/1/17	0.00
9/1/17	0.02
10/1/17	0.05
11/1/17	0.00
12/1/17	0.00
13/1/17	0.00
14/1/17	0.00
15/1/17	0.06
16/1/17	0.00
17/1/17	0.00
18/1/17	0.05
19/1/17	0.06
20/1/17	0.00
21/1/17	0.00
22/1/17	0.00
23/1/17	0.00
24/1/17	0.01
25/1/17	0.00
26/1/17	0.00
27/1/17	0.00
28/1/17	0.00
29/1/17	0.00
30/1/17	0.00
31/1/17	0.00
Low	0.00
High	0.11
Average	0.01
Std Dev	0.03
Total	0.40



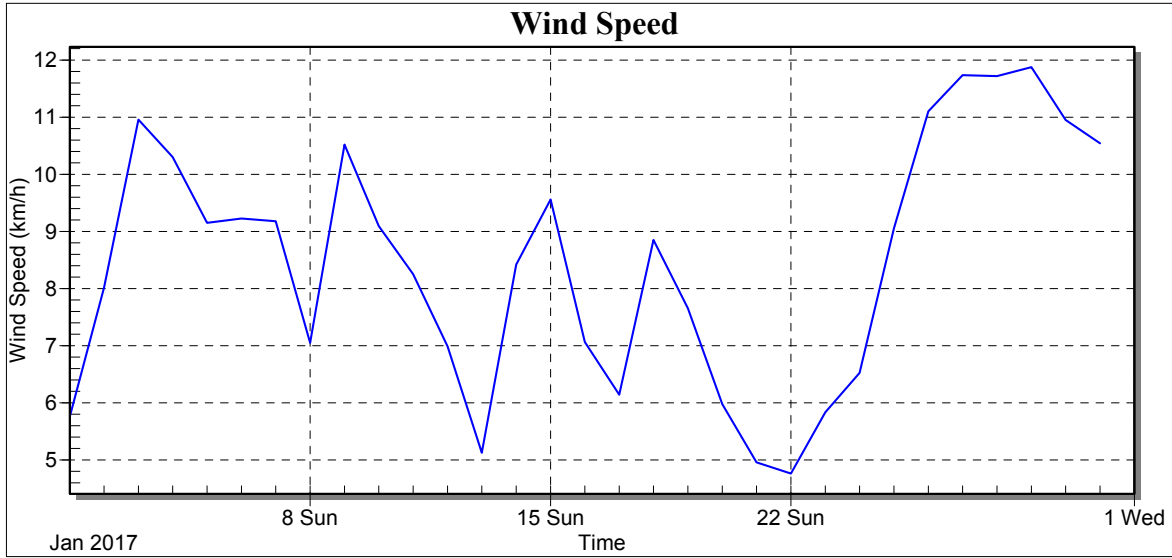
Weather Station: CEDSA

Location: Villa Lucre

Report Type: 1 Month

Created: miércoles, 01 de marzo de 2017 7:28 p. m.

Report Period: enero 2017





Weather Station: CEDSA

Location: Villa Lucre

Report Type: 1 Month

Created: miércoles, 01 de marzo de 2017 7:28 p. m.

Report Period: enero 2017

Date	Wind Speed Avg (km/h)
1/1/17	5.76
2/1/17	8.02
3/1/17	10.96
4/1/17	10.30
5/1/17	9.15
6/1/17	9.23
7/1/17	9.18
8/1/17	7.05
9/1/17	10.52
10/1/17	9.10
11/1/17	8.25
12/1/17	6.99
13/1/17	5.13
14/1/17	8.42
15/1/17	9.56
16/1/17	7.06
17/1/17	6.14
18/1/17	8.85
19/1/17	7.66
20/1/17	5.98
21/1/17	4.96
22/1/17	4.76
23/1/17	5.83
24/1/17	6.52
25/1/17	9.05
26/1/17	11.10
27/1/17	11.74
28/1/17	11.72
29/1/17	11.88
30/1/17	10.95
31/1/17	10.54
Low	4.76
High	11.88
Average	8.46
Std Dev	2.14



Weather Station: CEDSA

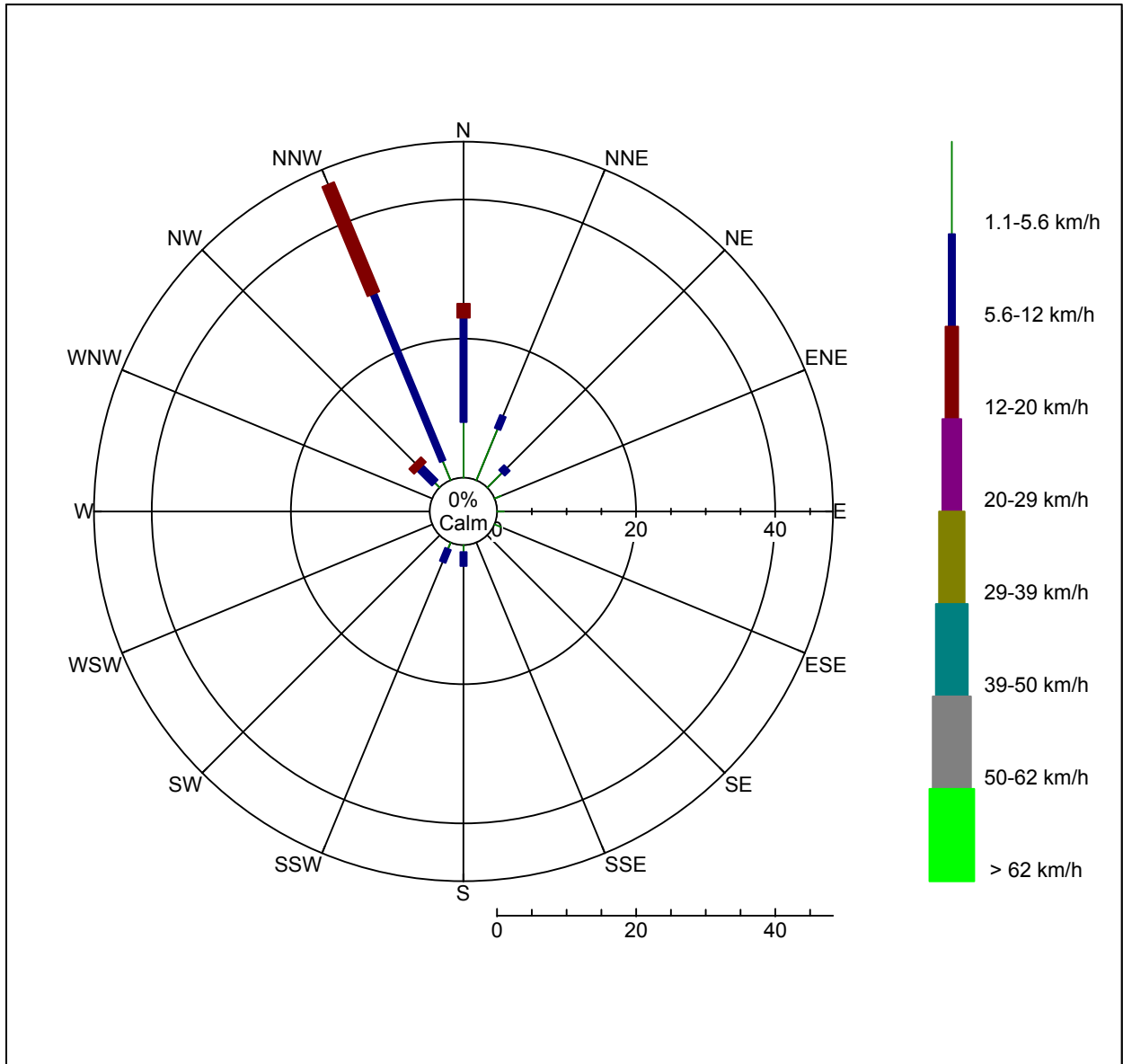
Location: Villa Lucre

Report Type: 1 Month

Created: miércoles, 01 de marzo de 2017 7:28 p. m.

Report Period: enero 2017

Wind Rose





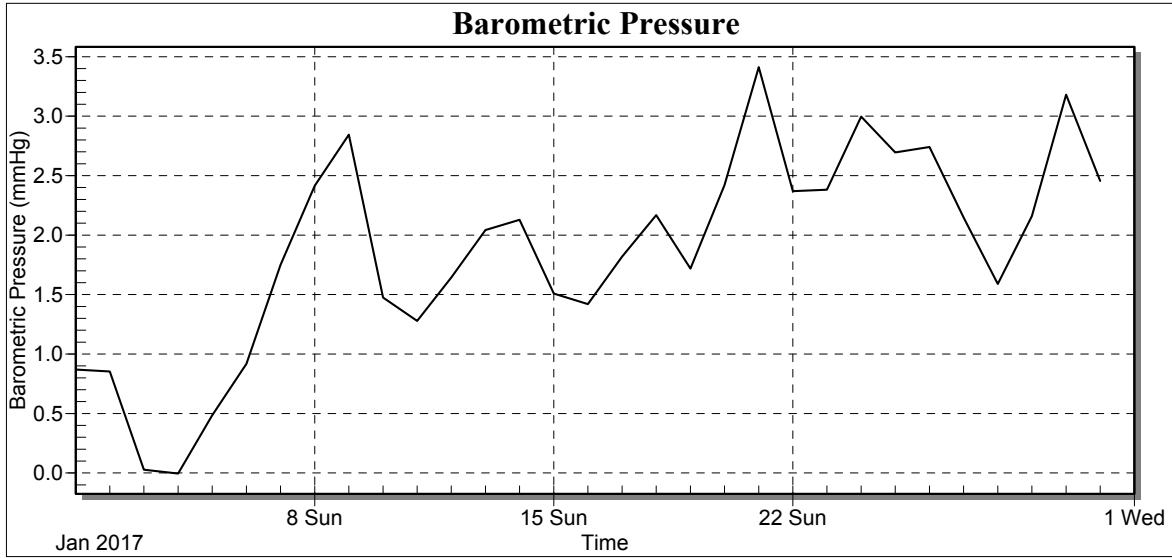
Weather Station: CEDSA

Location: Villa Lucre

Report Type: 1 Month

Created: miércoles, 01 de marzo de 2017 7:28 p. m.

Report Period: enero 2017





Weather Station: CEDSA

Location: Villa Lucre

Report Type: 1 Month

Created: miércoles, 01 de marzo de 2017 7:28 p. m.

Report Period: enero 2017

Date	Avg BP (mmHg)
1/1/17	0.87
2/1/17	0.85
3/1/17	0.03
4/1/17	0.00
5/1/17	0.48
6/1/17	0.92
7/1/17	1.75
8/1/17	2.42
9/1/17	2.84
10/1/17	1.48
11/1/17	1.28
12/1/17	1.64
13/1/17	2.04
14/1/17	2.13
15/1/17	1.51
16/1/17	1.42
17/1/17	1.82
18/1/17	2.17
19/1/17	1.72
20/1/17	2.42
21/1/17	3.41
22/1/17	2.37
23/1/17	2.38
24/1/17	3.00
25/1/17	2.70
26/1/17	2.74
27/1/17	2.15
28/1/17	1.59
29/1/17	2.16
30/1/17	3.18
31/1/17	2.46
Low	0.00
High	3.41
Average	1.87
Std Dev	0.85