



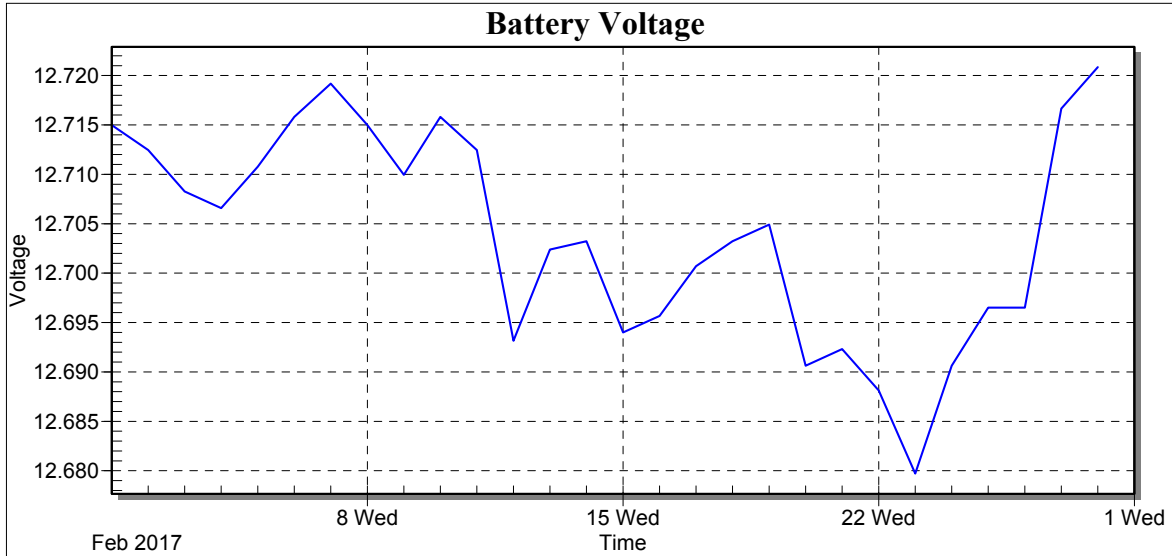
## Weather Station: CEDSA

Location: Villa Lucre

Report Type: 1 Month

Created: miércoles, 01 de marzo de 2017 7:25 p. m.

Report Period: febrero 2017



Date	Batt Volt Min
1/2/17	12.71
2/2/17	12.71
3/2/17	12.71
4/2/17	12.71
5/2/17	12.71
6/2/17	12.72
7/2/17	12.72
8/2/17	12.71
9/2/17	12.71
10/2/17	12.72
11/2/17	12.71
12/2/17	12.69
13/2/17	12.70
14/2/17	12.70
15/2/17	12.69
16/2/17	12.70
17/2/17	12.70
18/2/17	12.70
19/2/17	12.70
20/2/17	12.69
21/2/17	12.69
22/2/17	12.69
23/2/17	12.68
24/2/17	12.69
25/2/17	12.70
26/2/17	12.70
27/2/17	12.72
28/2/17	12.72
Low	12.68
High	12.72
Average	12.70
Std Dev	0.01



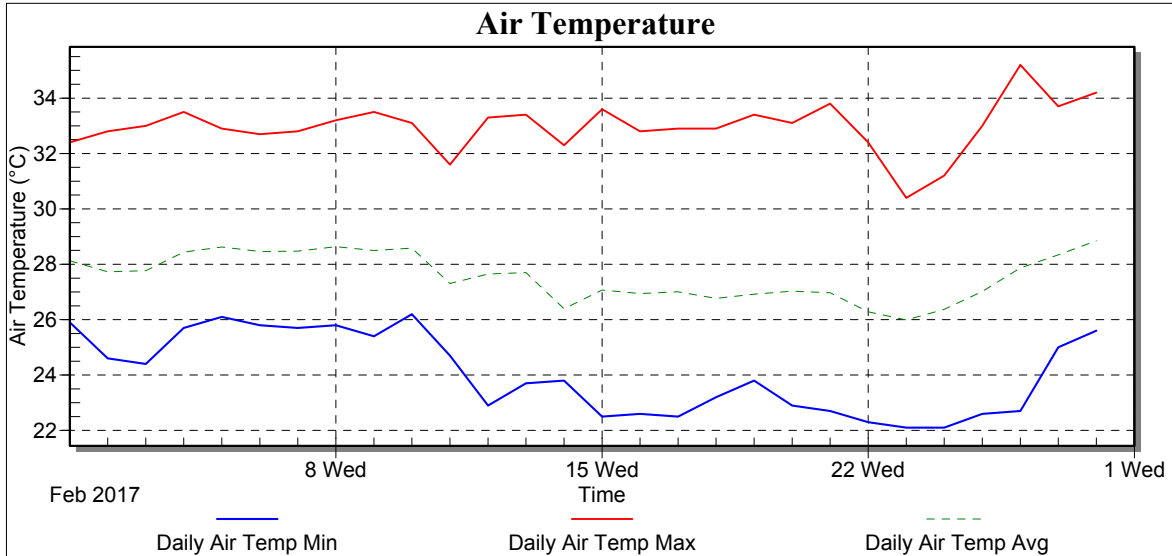
## Weather Station: CEDSA

Location: Villa Lucre

Report Type: 1 Month

Created: miércoles, 01 de marzo de 2017 7:25 p. m.

Report Period: febrero 2017



Date	Air Temp Min (°C)	Air Temp Max (°C)	Air Temp Avg (°C)
1/2/17	25.90	32.40	28.13
2/2/17	24.60	32.80	27.73
3/2/17	24.40	33.00	27.77
4/2/17	25.70	33.50	28.44
5/2/17	26.10	32.90	28.62
6/2/17	25.80	32.70	28.46
7/2/17	25.70	32.80	28.48
8/2/17	25.80	33.20	28.63
9/2/17	25.40	33.50	28.50
10/2/17	26.20	33.10	28.58
11/2/17	24.70	31.60	27.31
12/2/17	22.90	33.30	27.65
13/2/17	23.70	33.40	27.70
14/2/17	23.80	32.30	26.39
15/2/17	22.50	33.60	27.07
16/2/17	22.60	32.80	26.94
17/2/17	22.50	32.90	27.01
18/2/17	23.20	32.90	26.77
19/2/17	23.80	33.40	26.92
20/2/17	22.90	33.10	27.03
21/2/17	22.70	33.80	26.97
22/2/17	22.30	32.40	26.28
23/2/17	22.10	30.40	25.99
24/2/17	22.10	31.20	26.37
25/2/17	22.60	33.00	27.02
26/2/17	22.70	35.20	27.87
27/2/17	25.00	33.70	28.34
28/2/17	25.60	34.20	28.85
Low	22.10	30.40	25.99
High	26.20	35.20	28.85
Average	24.05	32.97	27.57
Std Dev	1.42	0.89	0.83



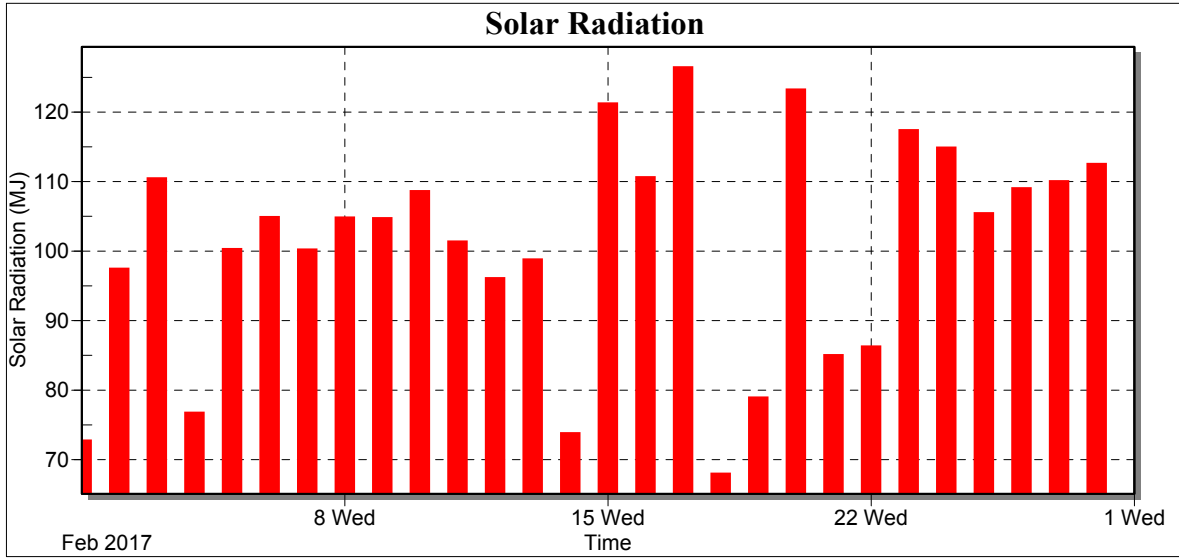
## Weather Station: CEDSA

Location: Villa Lucre

Report Type: 1 Month

Created: miércoles, 01 de marzo de 2017 7:25 p. m.

Report Period: febrero 2017





## Weather Station: CEDSA

Location: Villa Lucre

Report Type: 1 Month

Created: miércoles, 01 de marzo de 2017 7:25 p. m.

Report Period: febrero 2017

Date	Total Solar Radiation (MJ)
1/2/17	72.76
2/2/17	97.49
3/2/17	110.49
4/2/17	76.76
5/2/17	100.31
6/2/17	104.92
7/2/17	100.25
8/2/17	104.84
9/2/17	104.75
10/2/17	108.65
11/2/17	101.41
12/2/17	96.12
13/2/17	98.81
14/2/17	73.82
15/2/17	121.27
16/2/17	110.64
17/2/17	126.47
18/2/17	68.01
19/2/17	78.96
20/2/17	123.26
21/2/17	85.06
22/2/17	86.30
23/2/17	117.41
24/2/17	114.90
25/2/17	105.47
26/2/17	109.05
27/2/17	110.06
28/2/17	112.55
Low	68.01
High	126.47
Average	100.74
Std Dev	15.60
Total	2820.79



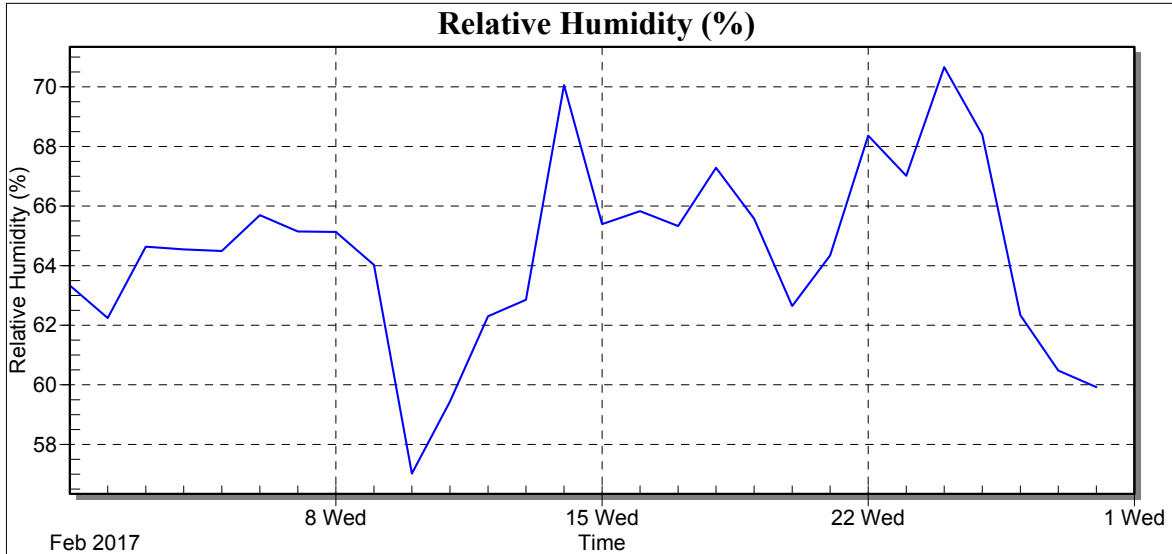
## Weather Station: CEDSA

Location: Villa Lucre

Report Type: 1 Month

Created: miércoles, 01 de marzo de 2017 7:25 p. m.

Report Period: febrero 2017



Date	RH Avg (%)
1/2/17	63.34
2/2/17	62.24
3/2/17	64.64
4/2/17	64.55
5/2/17	64.49
6/2/17	65.69
7/2/17	65.15
8/2/17	65.13
9/2/17	64.02
10/2/17	57.02
11/2/17	59.44
12/2/17	62.30
13/2/17	62.86
14/2/17	70.06
15/2/17	65.39
16/2/17	65.83
17/2/17	65.33
18/2/17	67.28
19/2/17	65.57
20/2/17	62.65
21/2/17	64.34
22/2/17	68.36
23/2/17	67.02
24/2/17	70.66
25/2/17	68.40
26/2/17	62.34
27/2/17	60.48
28/2/17	59.92
Low	57.02
High	70.66
Average	64.45
Std Dev	3.05



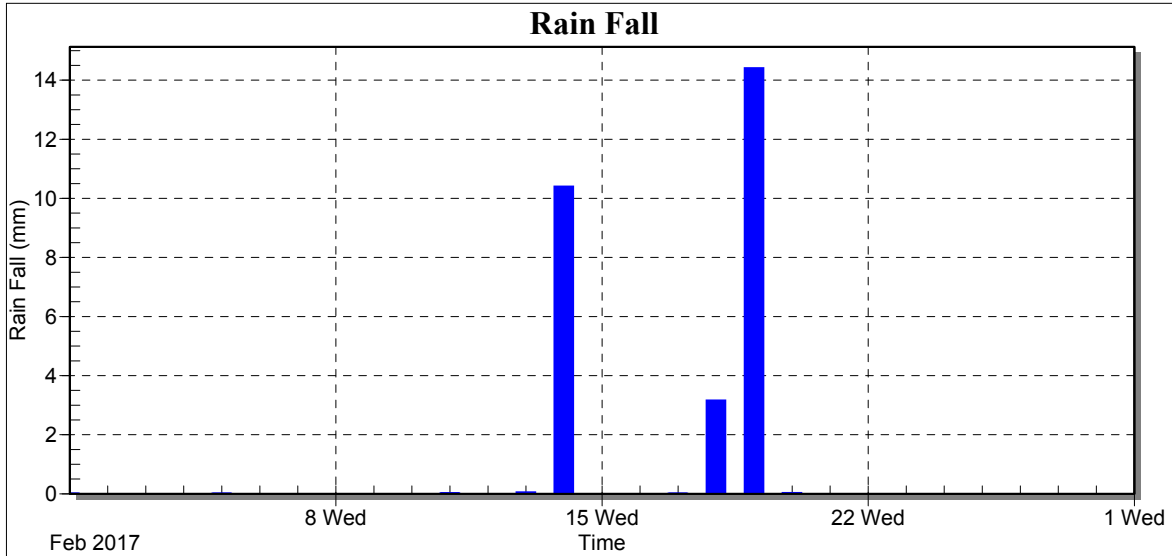
## Weather Station: CEDSA

Location: Villa Lucre

Report Type: 1 Month

Created: miércoles, 01 de marzo de 2017 7:25 p. m.

Report Period: febrero 2017





## Weather Station: CEDSA

Location: Villa Lucre

Report Type: 1 Month

Created: miércoles, 01 de marzo de 2017 7:25 p. m.

Report Period: febrero 2017

Date	Rain Fall (mm)
1/2/17	0.01
2/2/17	0.00
3/2/17	0.00
4/2/17	0.00
5/2/17	0.01
6/2/17	0.00
7/2/17	0.00
8/2/17	0.00
9/2/17	0.00
10/2/17	0.00
11/2/17	0.02
12/2/17	0.00
13/2/17	0.05
14/2/17	10.40
15/2/17	0.00
16/2/17	0.00
17/2/17	0.01
18/2/17	3.16
19/2/17	14.41
20/2/17	0.03
21/2/17	0.00
22/2/17	0.00
23/2/17	0.00
24/2/17	0.00
25/2/17	0.00
26/2/17	0.00
27/2/17	0.00
28/2/17	0.00
Low	0.00
High	14.41
Average	1.00
Std Dev	3.26
Total	28.10



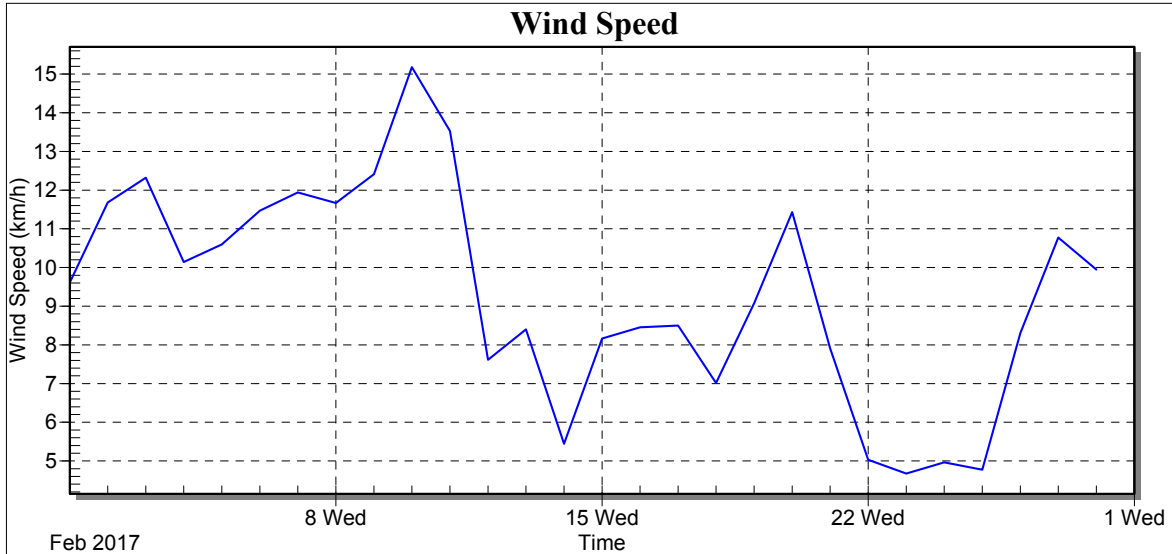
## Weather Station: CEDSA

Location: Villa Lucre

Report Type: 1 Month

Created: miércoles, 01 de marzo de 2017 7:25 p. m.

Report Period: febrero 2017



Date	Wind Speed Avg (km/h)
1/2/17	9.61
2/2/17	11.68
3/2/17	12.32
4/2/17	10.14
5/2/17	10.60
6/2/17	11.47
7/2/17	11.94
8/2/17	11.67
9/2/17	12.41
10/2/17	15.18
11/2/17	13.53
12/2/17	7.62
13/2/17	8.40
14/2/17	5.44
15/2/17	8.16
16/2/17	8.45
17/2/17	8.50
18/2/17	7.02
19/2/17	9.08
20/2/17	11.43
21/2/17	7.91
22/2/17	5.03
23/2/17	4.68
24/2/17	4.96
25/2/17	4.78
26/2/17	8.30
27/2/17	10.77
28/2/17	9.95
Low	4.68
High	15.18
Average	9.32
Std Dev	2.75





## Weather Station: CEDSA

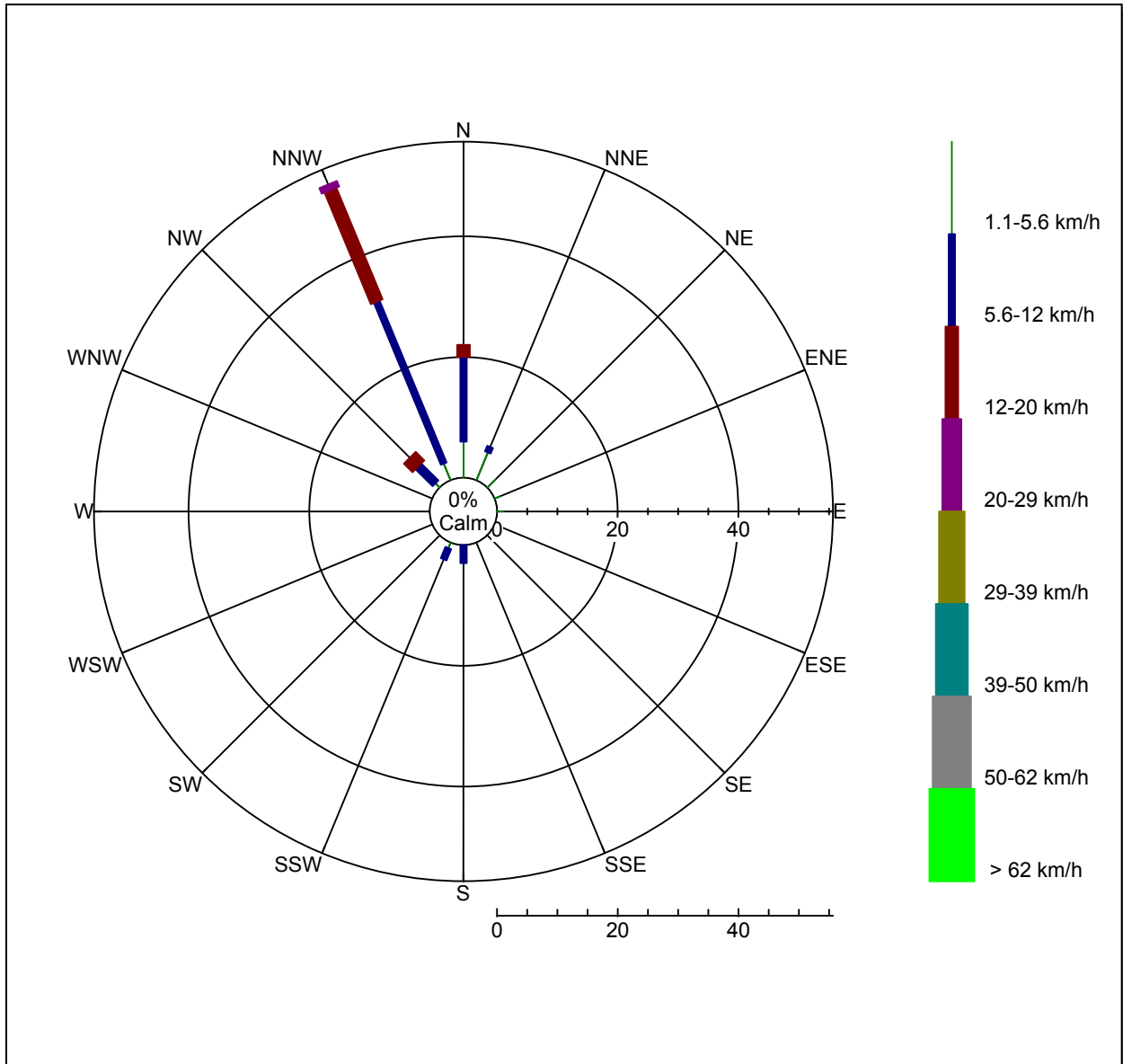
Location: Villa Lucre

Report Type: 1 Month

Created: miércoles, 01 de marzo de 2017 7:25 p. m.

Report Period: febrero 2017

## Wind Rose





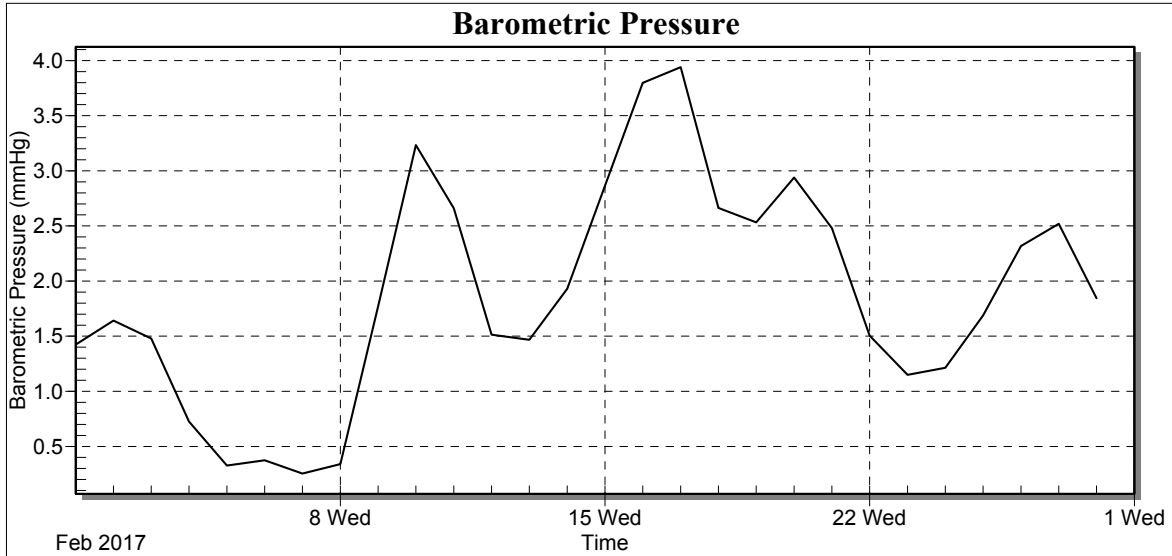
## Weather Station: CEDSA

Location: Villa Lucre

Report Type: 1 Month

Created: miércoles, 01 de marzo de 2017 7:25 p. m.

Report Period: febrero 2017



Date	Avg BP (mmHg)
1/2/17	1.42
2/2/17	1.64
3/2/17	1.48
4/2/17	0.73
5/2/17	0.33
6/2/17	0.37
7/2/17	0.25
8/2/17	0.34
9/2/17	1.77
10/2/17	3.23
11/2/17	2.66
12/2/17	1.51
13/2/17	1.47
14/2/17	1.93
15/2/17	2.86
16/2/17	3.80
17/2/17	3.94
18/2/17	2.66
19/2/17	2.53
20/2/17	2.94
21/2/17	2.48
22/2/17	1.51
23/2/17	1.15
24/2/17	1.21
25/2/17	1.69
26/2/17	2.32
27/2/17	2.52
28/2/17	1.85
Low	0.25
High	3.94
Average	1.88
Std Dev	0.99