



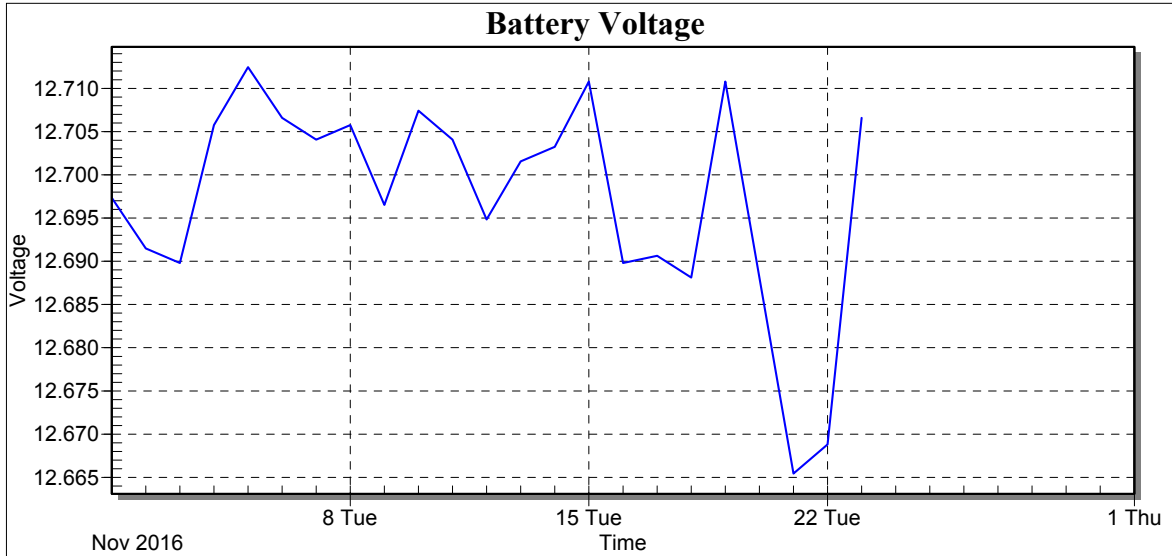
## Weather Station: WH\_500\_Series

Location: Villa Lucre Panama

Report Type: 1 Month

Created: miércoles, 01 de marzo de 2017 7:34 p. m.

Report Period: noviembre 2016



Date	Batt Volt Min
1/11/16	12.70
2/11/16	12.69
3/11/16	12.69
4/11/16	12.71
5/11/16	12.71
6/11/16	12.71
7/11/16	12.70
8/11/16	12.71
9/11/16	12.70
10/11/16	12.71
11/11/16	12.70
12/11/16	12.69
13/11/16	12.70
14/11/16	12.70
15/11/16	12.71
16/11/16	12.69
17/11/16	12.69
18/11/16	12.69
19/11/16	12.71
20/11/16	12.69
21/11/16	12.67
22/11/16	12.67
23/11/16	12.71
Low	12.67
High	12.71
Average	12.70
Std Dev	0.01



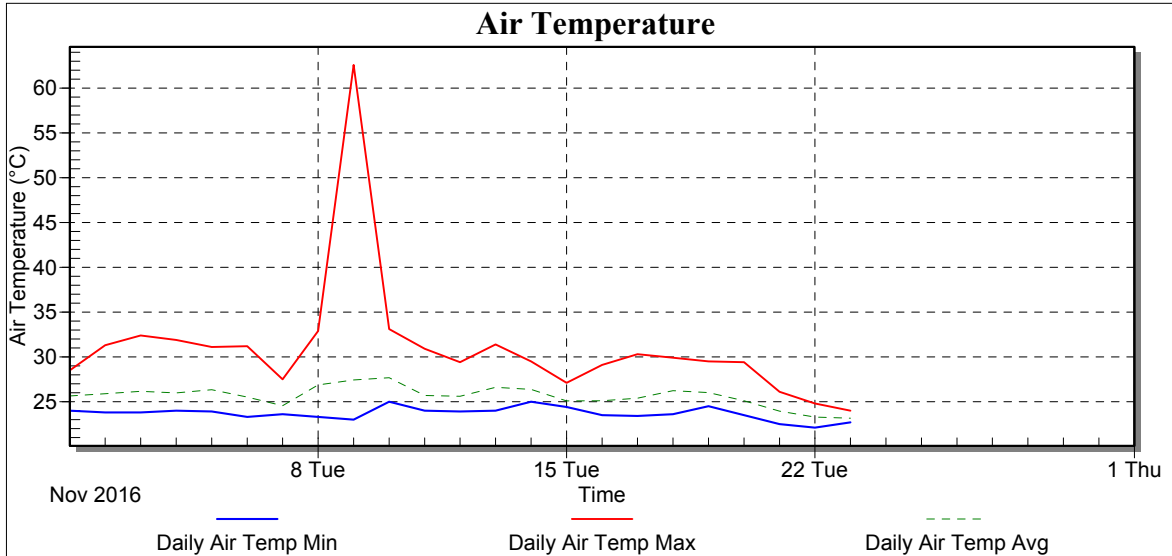
## Weather Station: WH\_500\_Series

Location: Villa Lucre Panama

Report Type: 1 Month

Created: miércoles, 01 de marzo de 2017 7:34 p. m.

Report Period: noviembre 2016



Date	Air Temp Min (°C)	Air Temp Max (°C)	Air Temp Avg (°C)
1/11/16	24.00	28.50	25.63
2/11/16	23.80	31.30	25.90
3/11/16	23.80	32.40	26.16
4/11/16	24.00	31.90	25.98
5/11/16	23.90	31.10	26.34
6/11/16	23.30	31.20	25.51
7/11/16	23.60	27.50	24.55
8/11/16	23.30	32.90	26.88
9/11/16	23.00	62.60	27.42
10/11/16	25.00	33.10	27.67
11/11/16	24.00	30.90	25.69
12/11/16	23.90	29.40	25.60
13/11/16	24.00	31.40	26.60
14/11/16	25.00	29.50	26.37
15/11/16	24.40	27.10	25.08
16/11/16	23.50	29.10	25.10
17/11/16	23.40	30.30	25.38
18/11/16	23.60	29.90	26.24
19/11/16	24.50	29.50	26.02
20/11/16	23.50	29.40	25.11
21/11/16	22.50	26.10	23.95
22/11/16	22.10	24.80	23.28
23/11/16	22.70	24.00	23.16
Low	22.10	24.00	23.16
High	25.00	62.60	27.67
Average	23.69	31.04	25.64
Std Dev	0.69	7.13	1.11



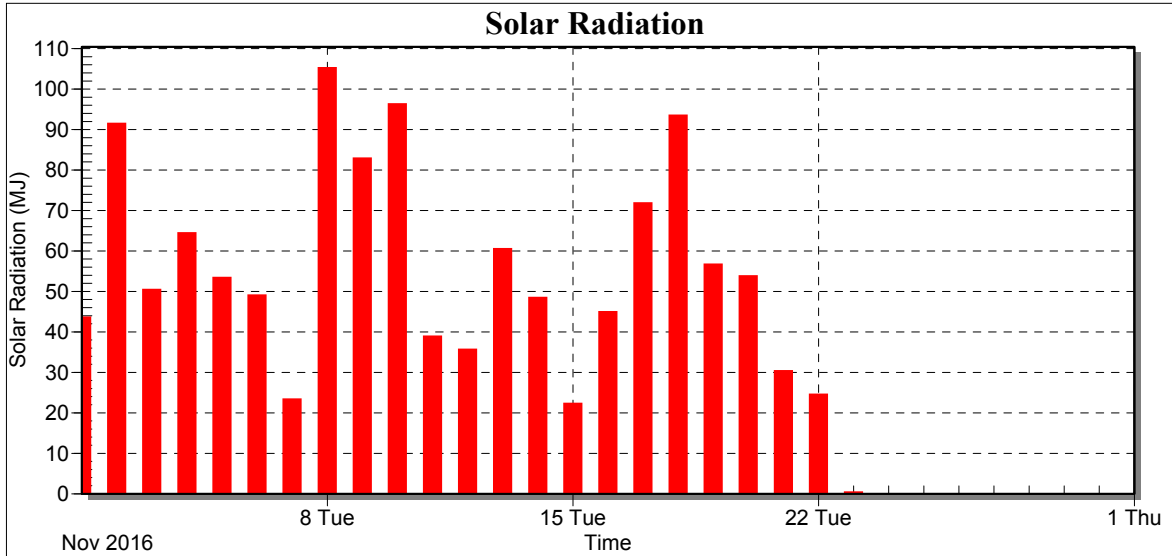
## Weather Station: WH\_500\_Series

Location: Villa Lucre Panama

Report Type: 1 Month

Created: miércoles, 01 de marzo de 2017 7:34 p. m.

Report Period: noviembre 2016



Date	Total Solar Radiation (MJ)
1/11/16	43.58
2/11/16	91.45
3/11/16	50.41
4/11/16	64.44
5/11/16	53.40
6/11/16	49.03
7/11/16	23.36
8/11/16	105.22
9/11/16	82.89
10/11/16	96.27
11/11/16	38.89
12/11/16	35.66
13/11/16	60.50
14/11/16	48.44
15/11/16	22.27
16/11/16	44.95
17/11/16	71.83
18/11/16	93.49
19/11/16	56.68
20/11/16	53.81
21/11/16	30.33
22/11/16	24.54
23/11/16	0.38
Low	0.38
High	105.22
Average	53.99
Std Dev	26.17
Total	1241.82



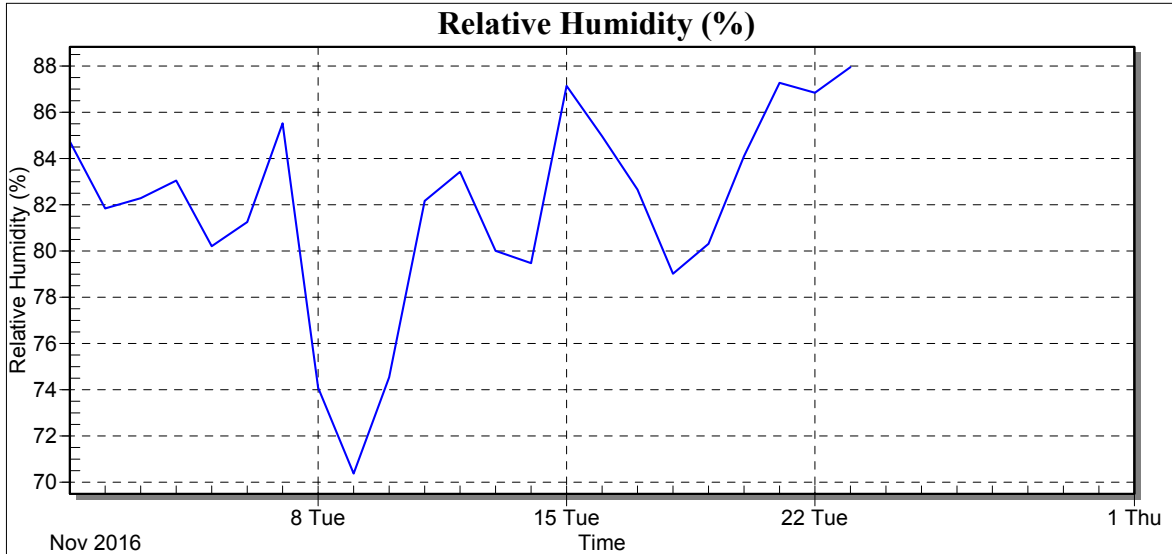
## Weather Station: WH\_500\_Series

Location: Villa Lucre Panama

Report Type: 1 Month

Created: miércoles, 01 de marzo de 2017 7:34 p. m.

Report Period: noviembre 2016



Date	RH Avg (%)
1/11/16	84.74
2/11/16	81.84
3/11/16	82.29
4/11/16	83.05
5/11/16	80.21
6/11/16	81.26
7/11/16	85.52
8/11/16	74.09
9/11/16	70.38
10/11/16	74.54
11/11/16	82.17
12/11/16	83.43
13/11/16	80.00
14/11/16	79.47
15/11/16	87.14
16/11/16	84.96
17/11/16	82.66
18/11/16	79.02
19/11/16	80.31
20/11/16	84.10
21/11/16	87.27
22/11/16	86.85
23/11/16	87.95
Low	70.38
High	87.95
Average	81.88
Std Dev	4.32



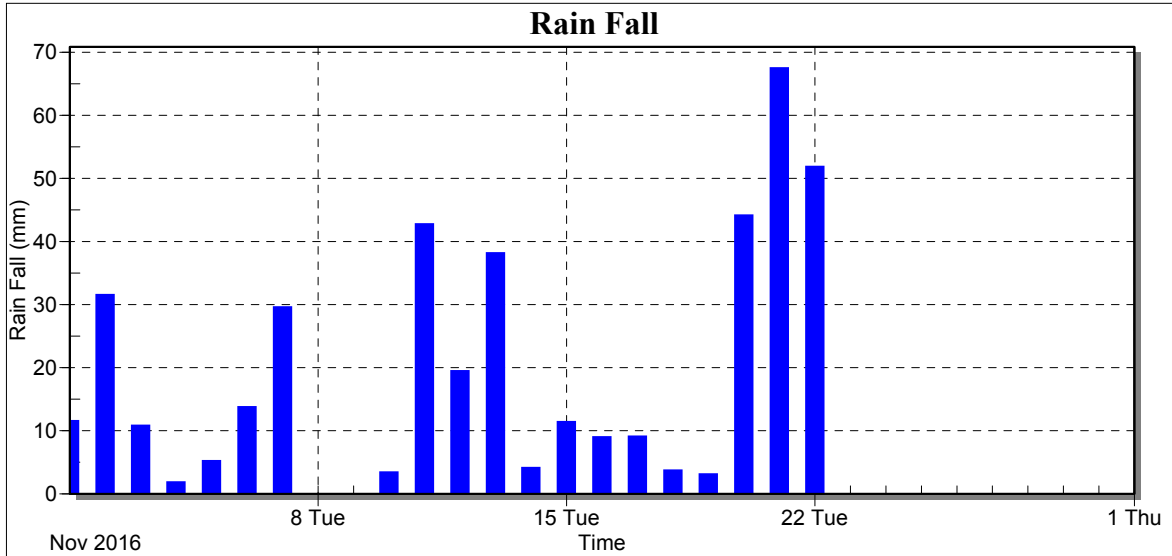
## Weather Station: WH\_500\_Series

Location: Villa Lucre Panama

Report Type: 1 Month

Created: miércoles, 01 de marzo de 2017 7:34 p. m.

Report Period: noviembre 2016



Date	Rain Fall (mm)
1/11/16	11.56
2/11/16	31.55
3/11/16	10.82
4/11/16	1.84
5/11/16	5.20
6/11/16	13.76
7/11/16	29.59
8/11/16	0.00
9/11/16	0.00
10/11/16	3.42
11/11/16	42.75
12/11/16	19.46
13/11/16	38.16
14/11/16	4.11
15/11/16	11.40
16/11/16	8.99
17/11/16	9.10
18/11/16	3.71
19/11/16	3.10
20/11/16	44.14
21/11/16	67.49
22/11/16	51.85
23/11/16	0.00
Low	0.00
High	67.49
Average	17.91
Std Dev	18.84
Total	412.00



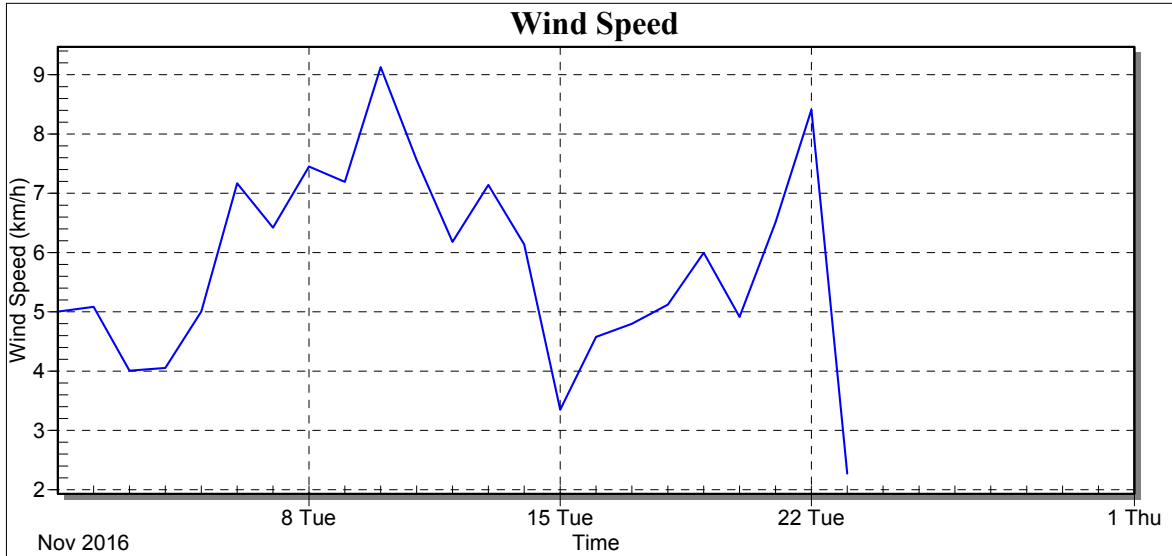
## Weather Station: WH\_500\_Series

Location: Villa Lucre Panama

Report Type: 1 Month

Created: miércoles, 01 de marzo de 2017 7:34 p. m.

Report Period: noviembre 2016



Date	Wind Speed Avg (km/h)
1/11/16	5.00
2/11/16	5.09
3/11/16	4.01
4/11/16	4.05
5/11/16	5.01
6/11/16	7.17
7/11/16	6.42
8/11/16	7.45
9/11/16	7.19
10/11/16	9.13
11/11/16	7.56
12/11/16	6.18
13/11/16	7.14
14/11/16	6.14
15/11/16	3.35
16/11/16	4.58
17/11/16	4.80
18/11/16	5.12
19/11/16	6.00
20/11/16	4.92
21/11/16	6.51
22/11/16	8.41
23/11/16	2.27
Low	2.27
High	9.13
Average	5.80
Std Dev	1.63



## Weather Station: WH\_500\_Series

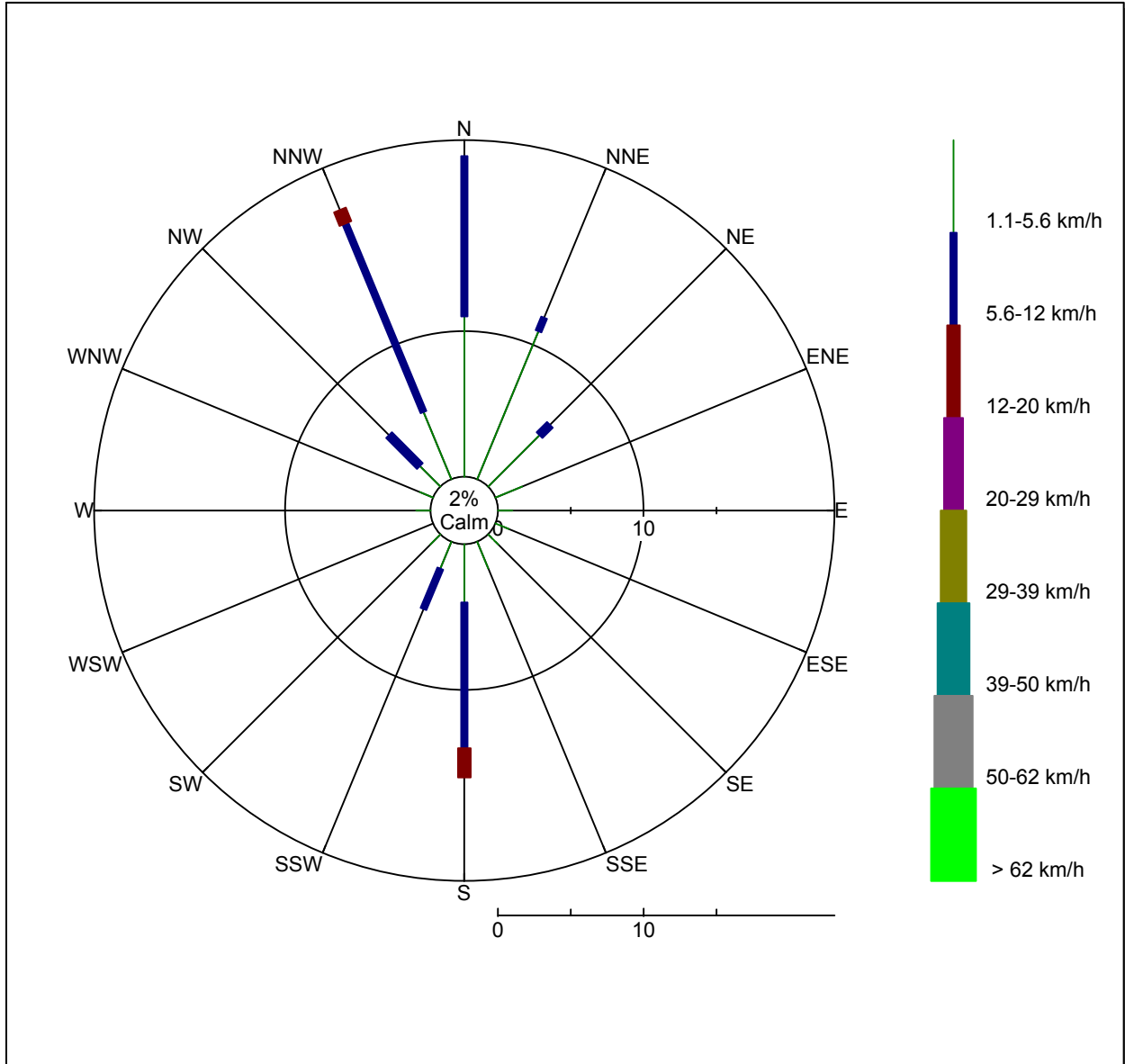
Location: Villa Lucre Panama

Report Type: 1 Month

Created: miércoles, 01 de marzo de 2017 7:34 p. m.

Report Period: noviembre 2016

## Wind Rose





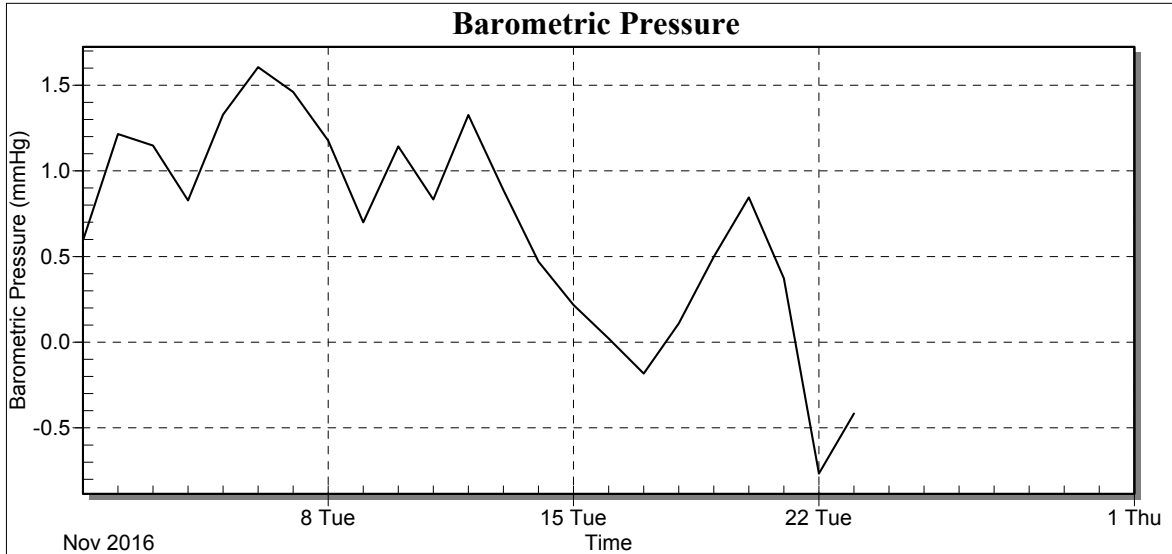
## Weather Station: WH\_500\_Series

Location: Villa Lucre Panama

Report Type: 1 Month

Created: miércoles, 01 de marzo de 2017 7:34 p. m.

Report Period: noviembre 2016



Date	Avg BP (mmHg)
1/11/16	0.59
2/11/16	1.21
3/11/16	1.15
4/11/16	0.83
5/11/16	1.33
6/11/16	1.61
7/11/16	1.46
8/11/16	1.18
9/11/16	0.70
10/11/16	1.14
11/11/16	0.83
12/11/16	1.33
13/11/16	0.89
14/11/16	0.47
15/11/16	0.22
16/11/16	0.02
17/11/16	-0.18
18/11/16	0.11
19/11/16	0.50
20/11/16	0.84
21/11/16	0.37
22/11/16	-0.77
23/11/16	-0.42
Low	-0.77
High	1.61
Average	0.67
Std Dev	0.61