



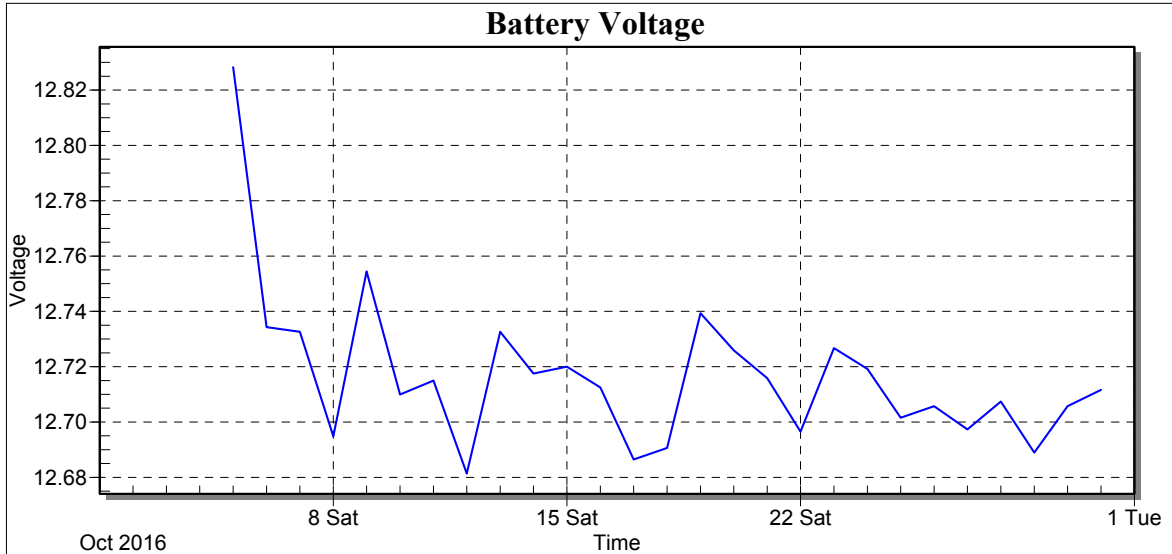
Weather Station: WH_500_Series

Location: Villa Lucre Panama

Report Type: 1 Month

Created: miércoles, 01 de marzo de 2017 7:32 p. m.

Report Period: octubre 2016



Date	Batt Volt Min
5/10/16	12.83
6/10/16	12.73
7/10/16	12.73
8/10/16	12.69
9/10/16	12.75
10/10/16	12.71
11/10/16	12.71
12/10/16	12.68
13/10/16	12.73
14/10/16	12.72
15/10/16	12.72
16/10/16	12.71
17/10/16	12.69
18/10/16	12.69
19/10/16	12.74
20/10/16	12.73
21/10/16	12.72
22/10/16	12.70
23/10/16	12.73
24/10/16	12.72
25/10/16	12.70
26/10/16	12.71
27/10/16	12.70
28/10/16	12.71
29/10/16	12.69
30/10/16	12.71
31/10/16	12.71
Low	12.68
High	12.83
Average	12.72
Std Dev	0.03



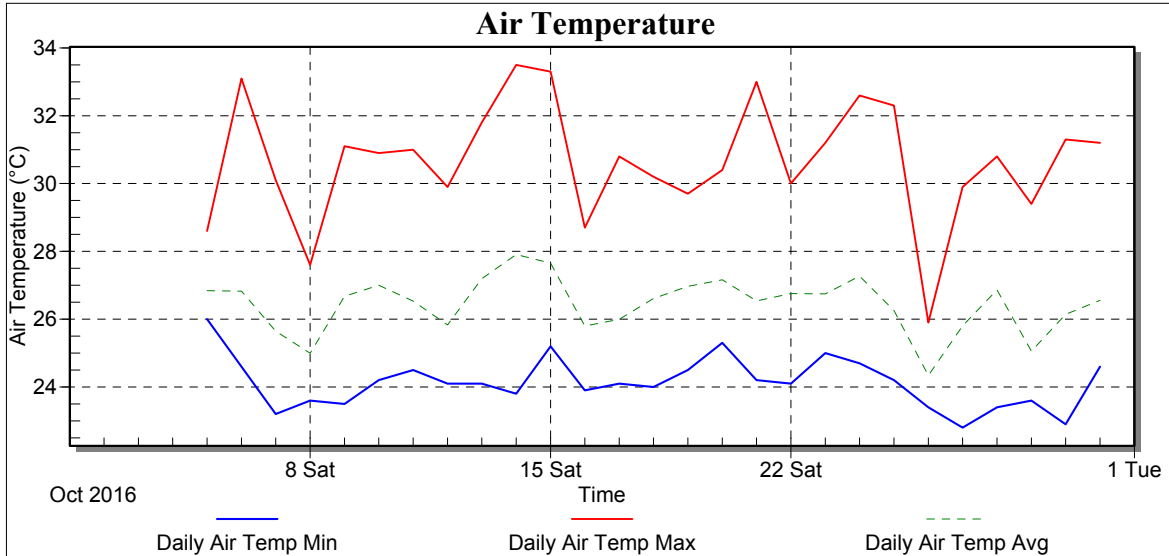
Weather Station: WH_500_Series

Location: Villa Lucre Panama

Report Type: 1 Month

Created: miércoles, 01 de marzo de 2017 7:32 p. m.

Report Period: octubre 2016



Date	Air Temp Min (°C)	Air Temp Max (°C)	Air Temp Avg (°C)
5/10/16	26.00	28.60	26.84
6/10/16	24.60	33.10	26.82
7/10/16	23.20	30.10	25.65
8/10/16	23.60	27.60	24.99
9/10/16	23.50	31.10	26.67
10/10/16	24.20	30.90	27.00
11/10/16	24.50	31.00	26.53
12/10/16	24.10	29.90	25.83
13/10/16	24.10	31.80	27.20
14/10/16	23.80	33.50	27.90
15/10/16	25.20	33.30	27.65
16/10/16	23.90	28.70	25.80
17/10/16	24.10	30.80	26.00
18/10/16	24.00	30.20	26.61
19/10/16	24.50	29.70	26.97
20/10/16	25.30	30.40	27.16
21/10/16	24.20	33.00	26.54
22/10/16	24.10	30.00	26.75
23/10/16	25.00	31.20	26.74
24/10/16	24.70	32.60	27.27
25/10/16	24.20	32.30	26.26
26/10/16	23.40	25.90	24.34
27/10/16	22.80	29.90	25.80
28/10/16	23.40	30.80	26.86
29/10/16	23.60	29.40	25.06
30/10/16	22.90	31.30	26.14
31/10/16	24.60	31.20	26.56
Low	22.80	25.90	24.34
High	26.00	33.50	27.90
Average	24.13	30.68	26.44
Std Dev	0.72	1.73	0.80



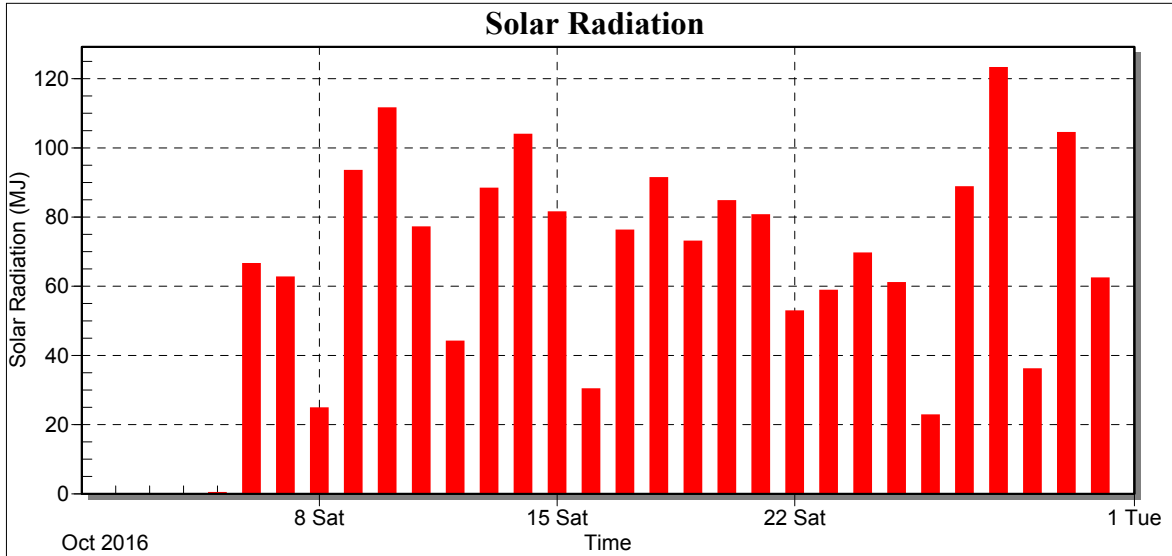
Weather Station: WH_500_Series

Location: Villa Lucre Panama

Report Type: 1 Month

Created: miércoles, 01 de marzo de 2017 7:32 p. m.

Report Period: octubre 2016



Date	Total Solar Radiation (MJ)
5/10/16	0.24
6/10/16	66.46
7/10/16	62.55
8/10/16	24.73
9/10/16	93.36
10/10/16	111.45
11/10/16	77.02
12/10/16	43.99
13/10/16	88.25
14/10/16	103.83
15/10/16	81.38
16/10/16	30.22
17/10/16	76.10
18/10/16	91.29
19/10/16	72.93
20/10/16	84.63
21/10/16	80.57
22/10/16	52.74
23/10/16	58.72
24/10/16	69.50
25/10/16	60.94
26/10/16	22.71
27/10/16	88.66
28/10/16	123.10
29/10/16	36.00
30/10/16	104.33
31/10/16	62.27
Low	0.24
High	123.10
Average	69.18
Std Dev	28.72
Total	1867.97



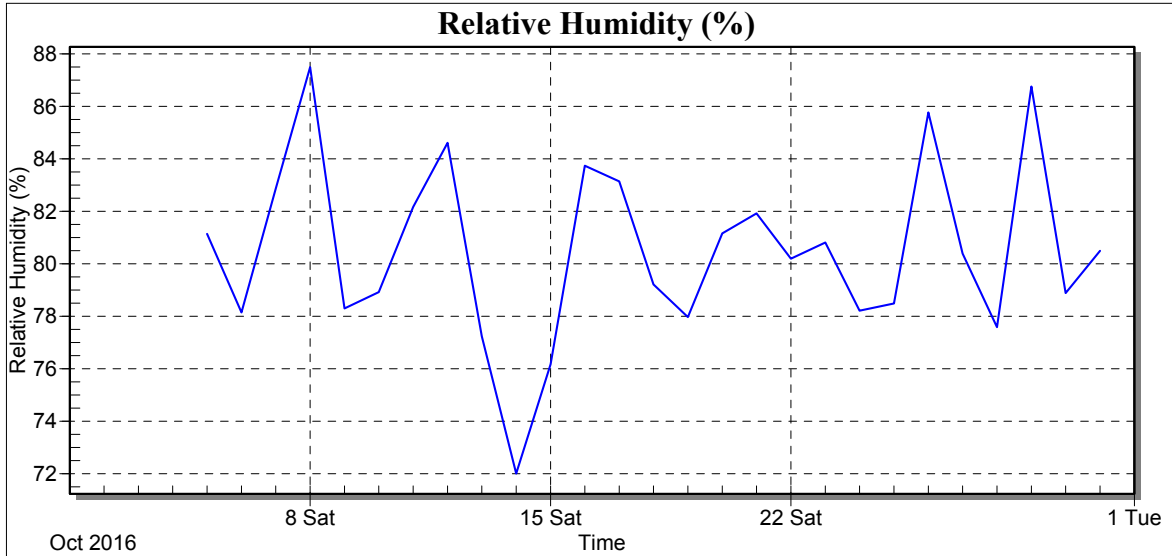
Weather Station: WH_500_Series

Location: Villa Lucre Panama

Report Type: 1 Month

Created: miércoles, 01 de marzo de 2017 7:32 p. m.

Report Period: octubre 2016



Date	RH Avg (%)
5/10/16	81.14
6/10/16	78.15
7/10/16	82.86
8/10/16	87.50
9/10/16	78.30
10/10/16	78.92
11/10/16	82.17
12/10/16	84.61
13/10/16	77.24
14/10/16	72.01
15/10/16	76.17
16/10/16	83.74
17/10/16	83.14
18/10/16	79.21
19/10/16	77.97
20/10/16	81.16
21/10/16	81.92
22/10/16	80.20
23/10/16	80.82
24/10/16	78.22
25/10/16	78.49
26/10/16	85.77
27/10/16	80.39
28/10/16	77.59
29/10/16	86.76
30/10/16	78.88
31/10/16	80.50
Low	72.01
High	87.50
Average	80.51
Std Dev	3.36



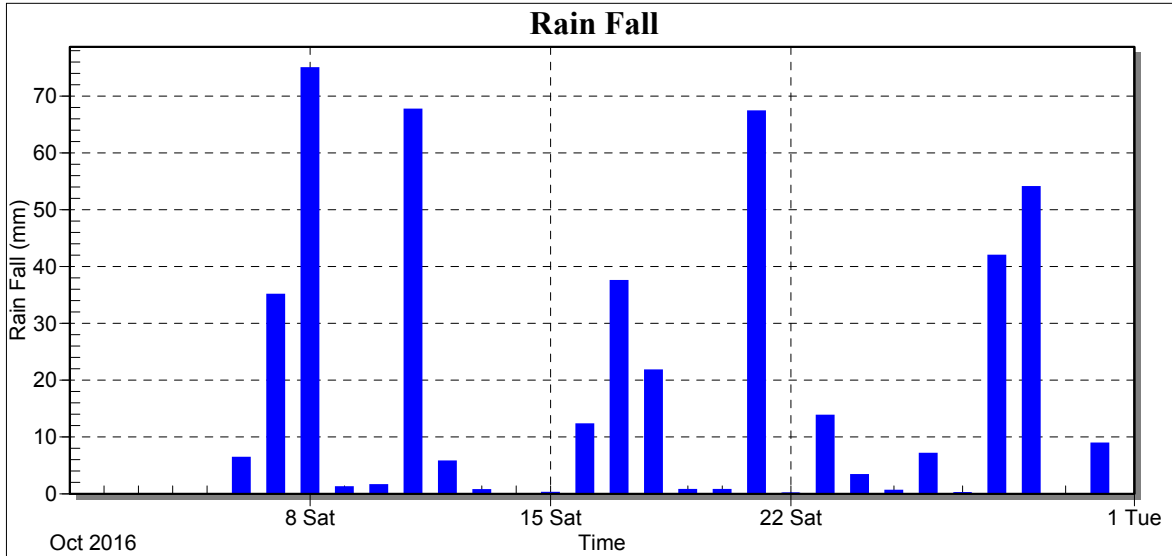
Weather Station: WH_500_Series

Location: Villa Lucre Panama

Report Type: 1 Month

Created: miércoles, 01 de marzo de 2017 7:32 p. m.

Report Period: octubre 2016



Date	Rain Fall (mm)
5/10/16	0.00
6/10/16	6.35
7/10/16	35.04
8/10/16	74.94
9/10/16	1.18
10/10/16	1.52
11/10/16	67.63
12/10/16	5.71
13/10/16	0.67
14/10/16	0.00
15/10/16	0.19
16/10/16	12.24
17/10/16	37.49
18/10/16	21.74
19/10/16	0.68
20/10/16	0.69
21/10/16	67.32
22/10/16	0.03
23/10/16	13.77
24/10/16	3.32
25/10/16	0.54
26/10/16	7.07
27/10/16	0.11
28/10/16	41.93
29/10/16	54.00
30/10/16	0.00
31/10/16	8.86
Low	0.00
High	74.94
Average	17.15
Std Dev	23.66
Total	463.02



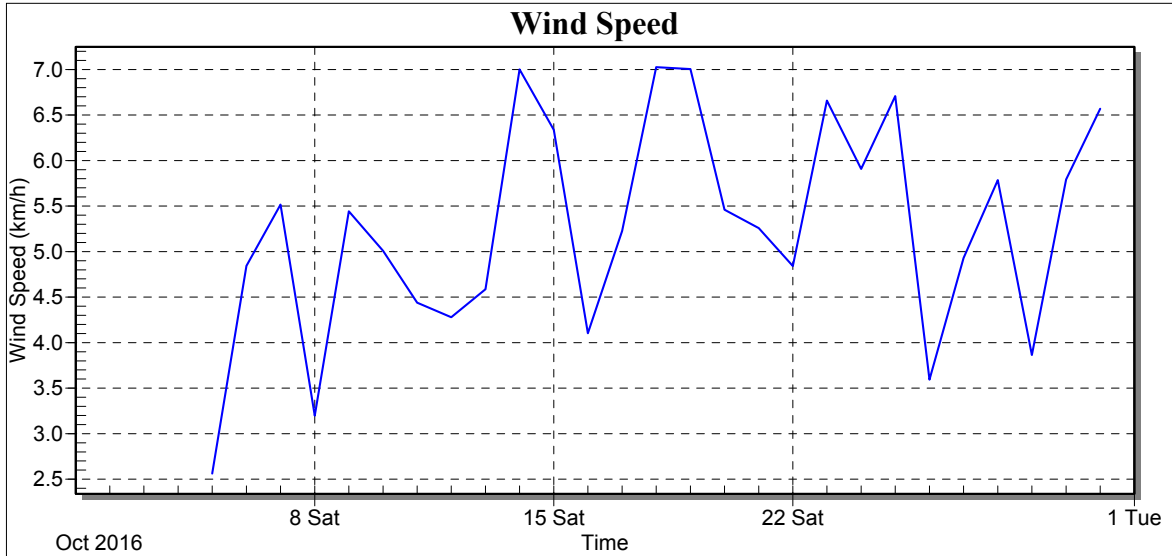
Weather Station: WH_500_Series

Location: Villa Lucre Panama

Report Type: 1 Month

Created: miércoles, 01 de marzo de 2017 7:32 p. m.

Report Period: octubre 2016



Date	Wind Speed Avg (km/h)
5/10/16	2.56
6/10/16	4.84
7/10/16	5.52
8/10/16	3.20
9/10/16	5.44
10/10/16	5.01
11/10/16	4.44
12/10/16	4.28
13/10/16	4.59
14/10/16	7.00
15/10/16	6.34
16/10/16	4.10
17/10/16	5.23
18/10/16	7.03
19/10/16	7.00
20/10/16	5.46
21/10/16	5.26
22/10/16	4.84
23/10/16	6.66
24/10/16	5.91
25/10/16	6.71
26/10/16	3.59
27/10/16	4.93
28/10/16	5.79
29/10/16	3.86
30/10/16	5.79
31/10/16	6.57
Low	2.56
High	7.03
Average	5.26
Std Dev	1.18



Weather Station: WH_500_Series

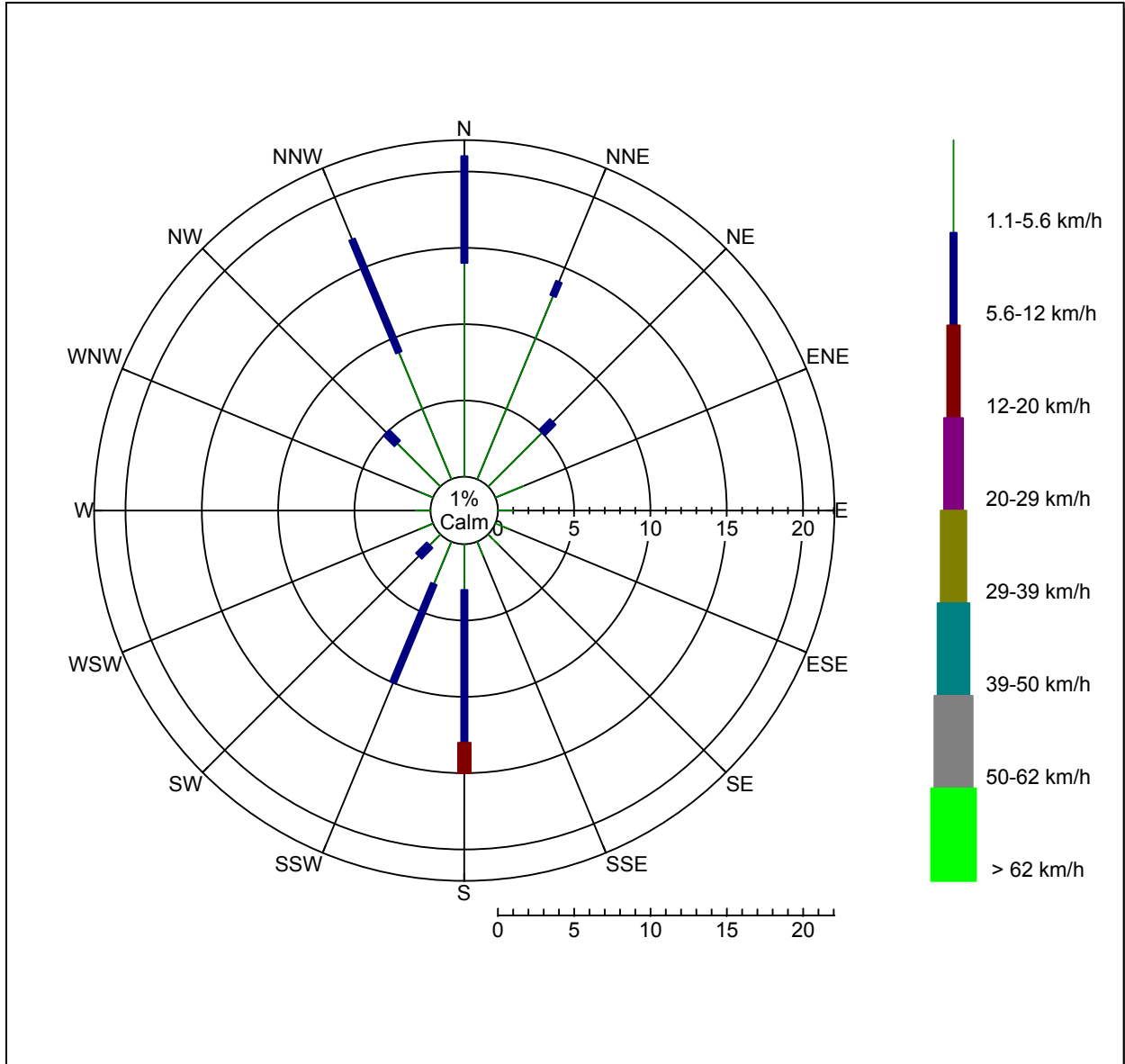
Location: Villa Lucre Panama

Report Type: 1 Month

Created: miércoles, 01 de marzo de 2017 7:32 p. m.

Report Period: octubre 2016

Wind Rose





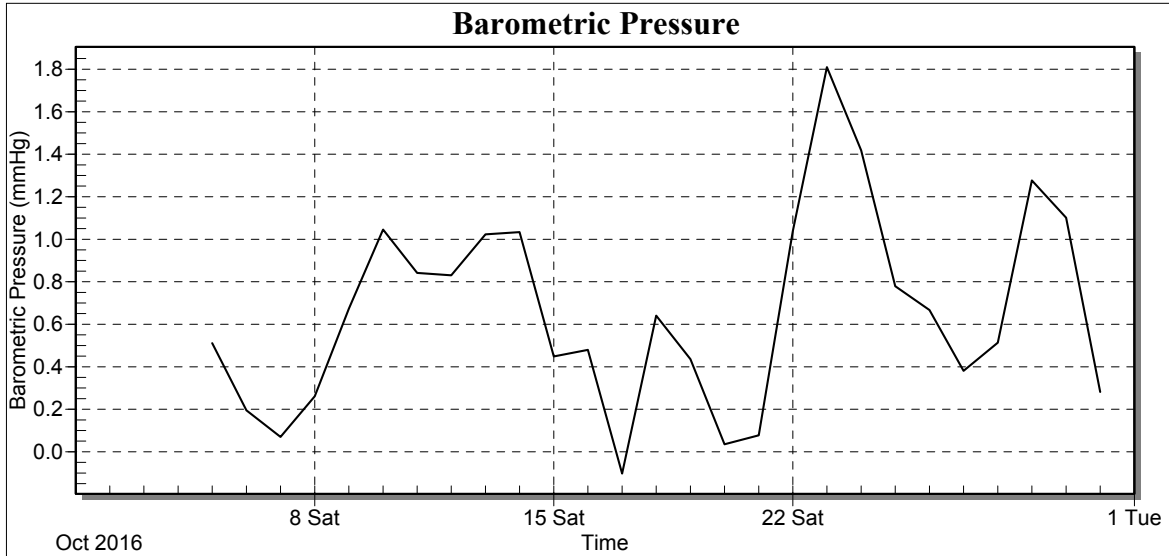
Weather Station: WH_500_Series

Location: Villa Lucre Panama

Report Type: 1 Month

Created: miércoles, 01 de marzo de 2017 7:32 p. m.

Report Period: octubre 2016



Date	Avg BP (mmHg)
5/10/16	0.51
6/10/16	0.20
7/10/16	0.07
8/10/16	0.26
9/10/16	0.67
10/10/16	1.05
11/10/16	0.84
12/10/16	0.83
13/10/16	1.02
14/10/16	1.03
15/10/16	0.45
16/10/16	0.48
17/10/16	-0.10
18/10/16	0.64
19/10/16	0.44
20/10/16	0.04
21/10/16	0.08
22/10/16	1.04
23/10/16	1.81
24/10/16	1.42
25/10/16	0.78
26/10/16	0.67
27/10/16	0.38
28/10/16	0.51
29/10/16	1.28
30/10/16	1.10
31/10/16	0.28
Low	-0.10
High	1.81
Average	0.66
Std Dev	0.45