



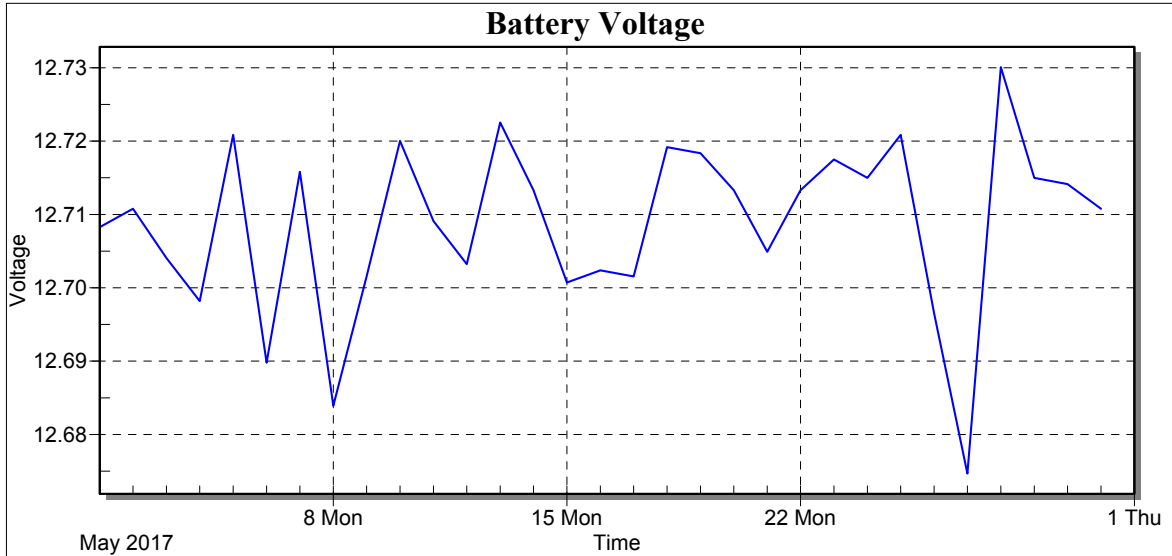
## Weather Station: CEDSA

Location: Villa Lucre

Report Type: 1 Month

Created: domingo, 04 de junio de 2017 12:06 p. m.

Report Period: mayo 2017





## Weather Station: CEDSA

Location: Villa Lucre

Report Type: 1 Month

Created: domingo, 04 de junio de 2017 12:06 p. m.

Report Period: mayo 2017

Date	Batt Volt Min
1/5/17	12.71
2/5/17	12.71
3/5/17	12.70
4/5/17	12.70
5/5/17	12.72
6/5/17	12.69
7/5/17	12.72
8/5/17	12.68
9/5/17	12.70
10/5/17	12.72
11/5/17	12.71
12/5/17	12.70
13/5/17	12.72
14/5/17	12.71
15/5/17	12.70
16/5/17	12.70
17/5/17	12.70
18/5/17	12.72
19/5/17	12.72
20/5/17	12.71
21/5/17	12.70
22/5/17	12.71
23/5/17	12.72
24/5/17	12.71
25/5/17	12.72
26/5/17	12.70
27/5/17	12.67
28/5/17	12.73
29/5/17	12.71
30/5/17	12.71
31/5/17	12.71
Low	12.67
High	12.73
Average	12.71
Std Dev	0.01



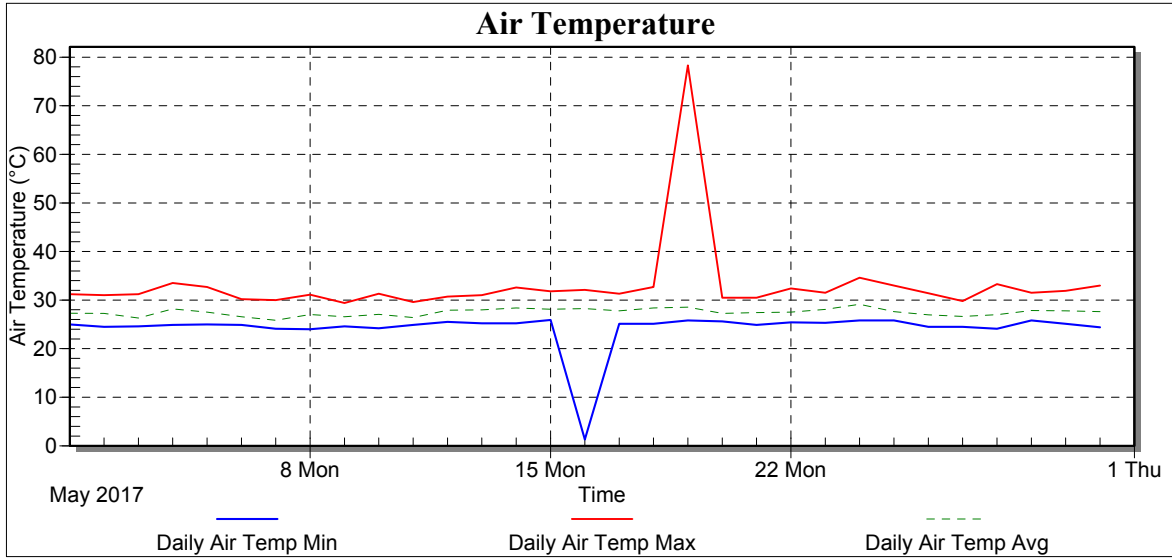
## Weather Station: CEDSA

Location: Villa Lucre

Report Type: 1 Month

Created: domingo, 04 de junio de 2017 12:06 p. m.

Report Period: mayo 2017





## Weather Station: CEDSA

Location: Villa Lucre

Report Type: 1 Month

Created: domingo, 04 de junio de 2017 12:06 p. m.

Report Period: mayo 2017

Date	Air Temp Min (°C)	Air Temp Max (°C)	Air Temp Avg (°C)
1/5/17	25.00	31.20	27.29
2/5/17	24.50	31.00	27.26
3/5/17	24.60	31.20	26.30
4/5/17	24.90	33.50	28.17
5/5/17	25.00	32.70	27.51
6/5/17	24.90	30.20	26.55
7/5/17	24.10	30.00	25.83
8/5/17	24.00	31.10	27.03
9/5/17	24.60	29.40	26.58
10/5/17	24.20	31.30	27.06
11/5/17	24.90	29.60	26.39
12/5/17	25.50	30.70	27.93
13/5/17	25.20	31.00	27.97
14/5/17	25.20	32.60	28.39
15/5/17	25.90	31.80	28.11
16/5/17	1.30	32.10	28.24
17/5/17	25.10	31.30	27.77
18/5/17	25.10	32.70	28.38
19/5/17	25.80	78.30	28.53
20/5/17	25.60	30.50	27.27
21/5/17	24.90	30.50	27.43
22/5/17	25.40	32.40	27.51
23/5/17	25.30	31.50	28.09
24/5/17	25.80	34.60	29.15
25/5/17	25.80	33.00	27.61
26/5/17	24.50	31.40	26.97
27/5/17	24.50	29.80	26.63
28/5/17	24.10	33.30	27.00
29/5/17	25.80	31.50	27.86
30/5/17	25.10	31.90	27.77
31/5/17	24.40	33.00	27.62
Low	1.30	29.40	25.83
High	25.90	78.30	29.15
Average	24.23	33.07	27.49
Std Dev	4.22	8.35	0.74



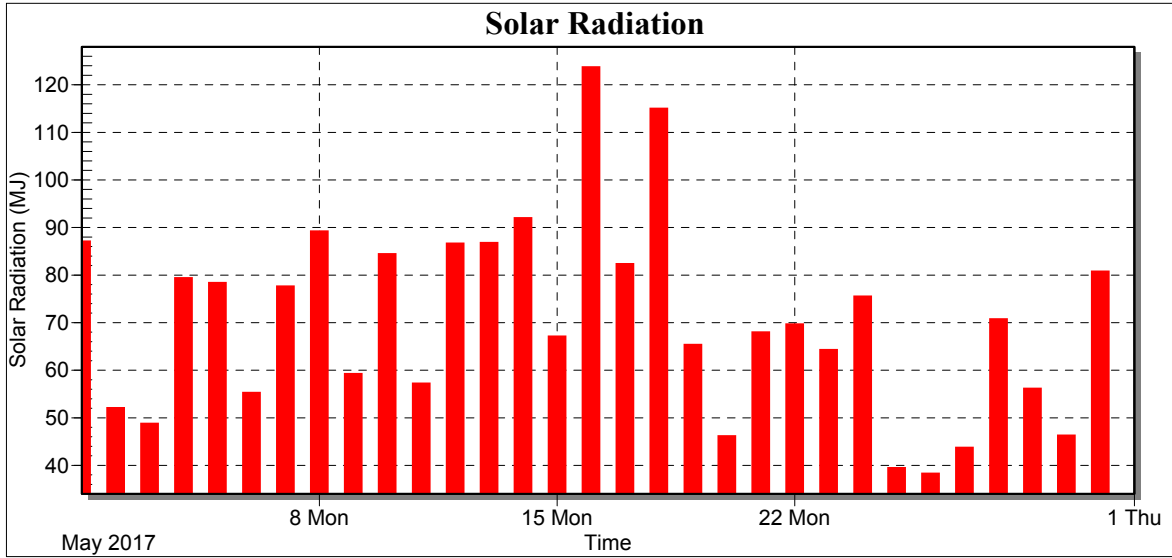
## Weather Station: CEDSA

Location: Villa Lucre

Report Type: 1 Month

Created: domingo, 04 de junio de 2017 12:06 p. m.

Report Period: mayo 2017





## Weather Station: CEDSA

Location: Villa Lucre

Report Type: 1 Month

Created: domingo, 04 de junio de 2017 12:06 p. m.

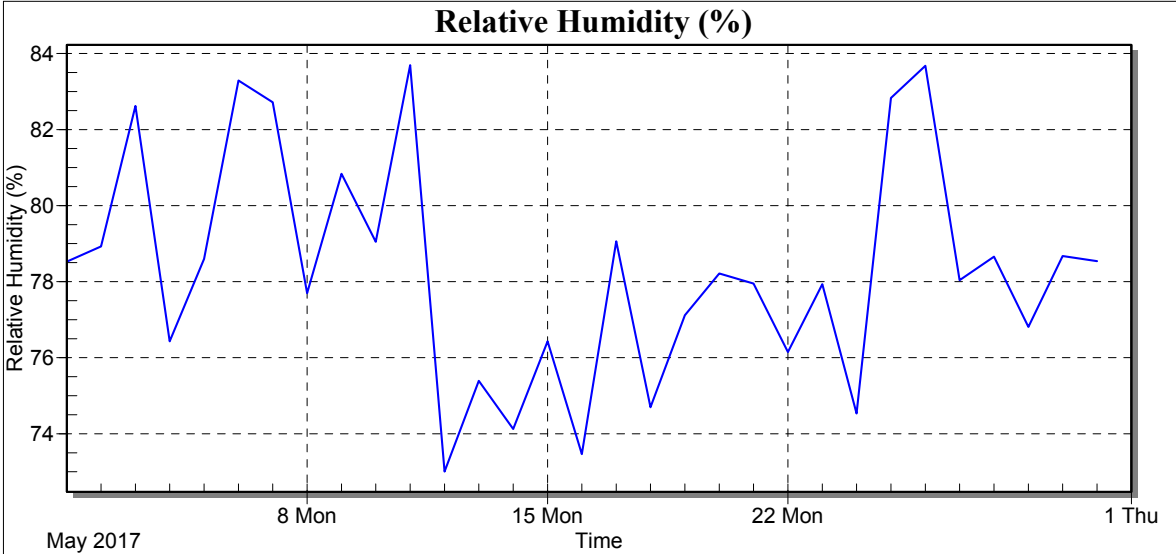
Report Period: mayo 2017

Date	Total Solar Radiation (MJ)
1/5/17	87.10
2/5/17	52.08
3/5/17	48.77
4/5/17	79.38
5/5/17	78.38
6/5/17	55.26
7/5/17	77.63
8/5/17	89.20
9/5/17	59.24
10/5/17	84.42
11/5/17	57.22
12/5/17	86.66
13/5/17	86.77
14/5/17	92.01
15/5/17	67.10
16/5/17	123.72
17/5/17	82.33
18/5/17	114.99
19/5/17	65.34
20/5/17	46.16
21/5/17	67.98
22/5/17	69.67
23/5/17	64.28
24/5/17	75.51
25/5/17	39.44
26/5/17	38.30
27/5/17	43.73
28/5/17	70.73
29/5/17	56.13
30/5/17	46.28
31/5/17	80.74
Low	38.30
High	123.72
Average	70.53
Std Dev	20.17
Total	2186.55



### Weather Station: CEDSA

Location: Villa Lucre  
Report Type: 1 Month  
Created: domingo, 04 de junio de 2017 12:06 p. m.  
Report Period: mayo 2017





## Weather Station: CEDSA

Location: Villa Lucre

Report Type: 1 Month

Created: domingo, 04 de junio de 2017 12:06 p. m.

Report Period: mayo 2017

Date	RH Avg (%)
1/5/17	78.53
2/5/17	78.93
3/5/17	82.62
4/5/17	76.43
5/5/17	78.60
6/5/17	83.29
7/5/17	82.72
8/5/17	77.70
9/5/17	80.84
10/5/17	79.05
11/5/17	83.70
12/5/17	73.01
13/5/17	75.39
14/5/17	74.12
15/5/17	76.43
16/5/17	73.47
17/5/17	79.06
18/5/17	74.70
19/5/17	77.12
20/5/17	78.22
21/5/17	77.95
22/5/17	76.15
23/5/17	77.93
24/5/17	74.53
25/5/17	82.83
26/5/17	83.68
27/5/17	78.04
28/5/17	78.66
29/5/17	76.81
30/5/17	78.67
31/5/17	78.54
Low	73.01
High	83.70
Average	78.31
Std Dev	2.95





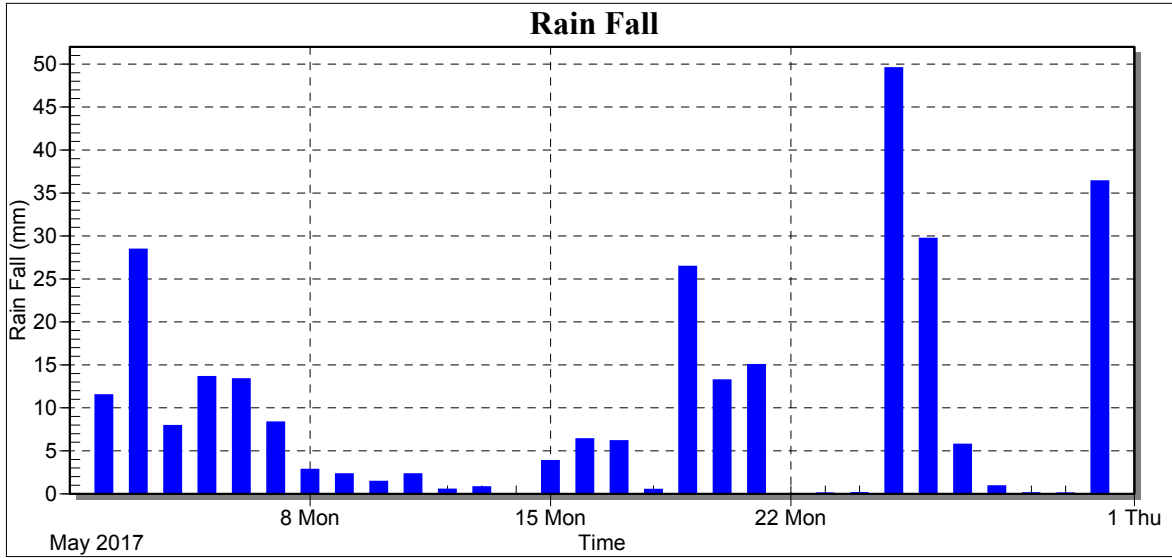
## Weather Station: CEDSA

Location: Villa Lucre

Report Type: 1 Month

Created: domingo, 04 de junio de 2017 12:06 p. m.

Report Period: mayo 2017





## Weather Station: CEDSA

Location: Villa Lucre

Report Type: 1 Month

Created: domingo, 04 de junio de 2017 12:06 p. m.

Report Period: mayo 2017

Date	Rain Fall (mm)
1/5/17	0.00
2/5/17	11.48
3/5/17	28.43
4/5/17	7.91
5/5/17	13.60
6/5/17	13.34
7/5/17	8.32
8/5/17	2.80
9/5/17	2.29
10/5/17	1.40
11/5/17	2.28
12/5/17	0.49
13/5/17	0.77
14/5/17	0.00
15/5/17	3.83
16/5/17	6.35
17/5/17	6.14
18/5/17	0.47
19/5/17	26.42
20/5/17	13.20
21/5/17	15.00
22/5/17	0.00
23/5/17	0.03
24/5/17	0.07
25/5/17	49.54
26/5/17	29.69
27/5/17	5.72
28/5/17	0.89
29/5/17	0.04
30/5/17	0.02
31/5/17	36.37
Low	0.00
High	49.54
Average	9.25
Std Dev	12.29
Total	286.89



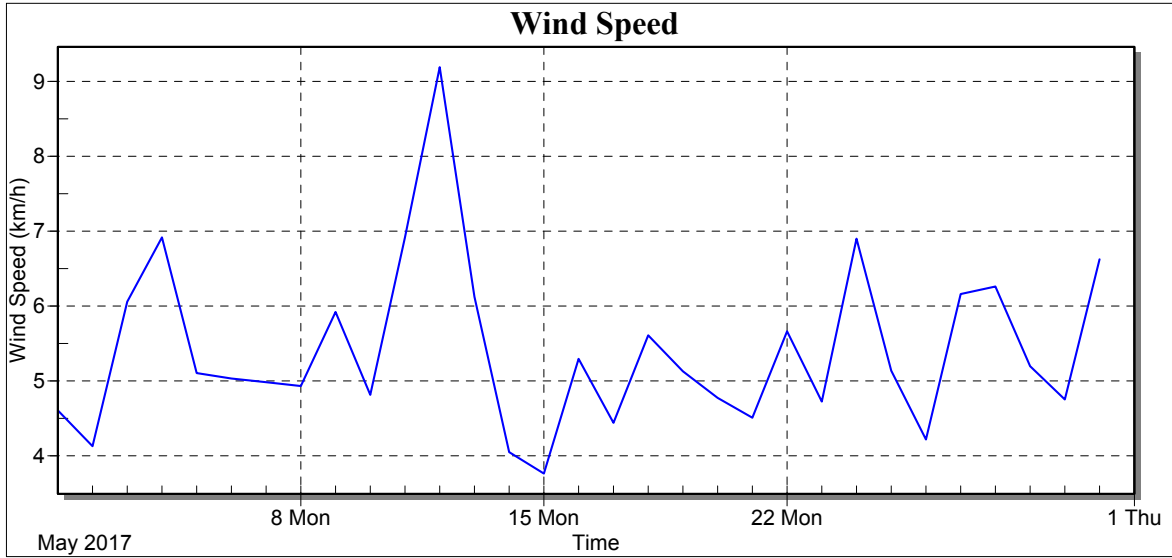
## Weather Station: CEDSA

Location: Villa Lucre

Report Type: 1 Month

Created: domingo, 04 de junio de 2017 12:06 p. m.

Report Period: mayo 2017





## Weather Station: CEDSA

Location: Villa Lucre

Report Type: 1 Month

Created: domingo, 04 de junio de 2017 12:06 p. m.

Report Period: mayo 2017

Date	Wind Speed Avg (km/h)
1/5/17	4.61
2/5/17	4.13
3/5/17	6.06
4/5/17	6.92
5/5/17	5.11
6/5/17	5.03
7/5/17	4.98
8/5/17	4.93
9/5/17	5.92
10/5/17	4.82
11/5/17	6.92
12/5/17	9.19
13/5/17	6.12
14/5/17	4.05
15/5/17	3.76
16/5/17	5.30
17/5/17	4.44
18/5/17	5.61
19/5/17	5.13
20/5/17	4.77
21/5/17	4.51
22/5/17	5.66
23/5/17	4.73
24/5/17	6.90
25/5/17	5.14
26/5/17	4.22
27/5/17	6.16
28/5/17	6.26
29/5/17	5.20
30/5/17	4.75
31/5/17	6.62
Low	3.76
High	9.19
Average	5.42
Std Dev	1.10



## Weather Station: CEDSA

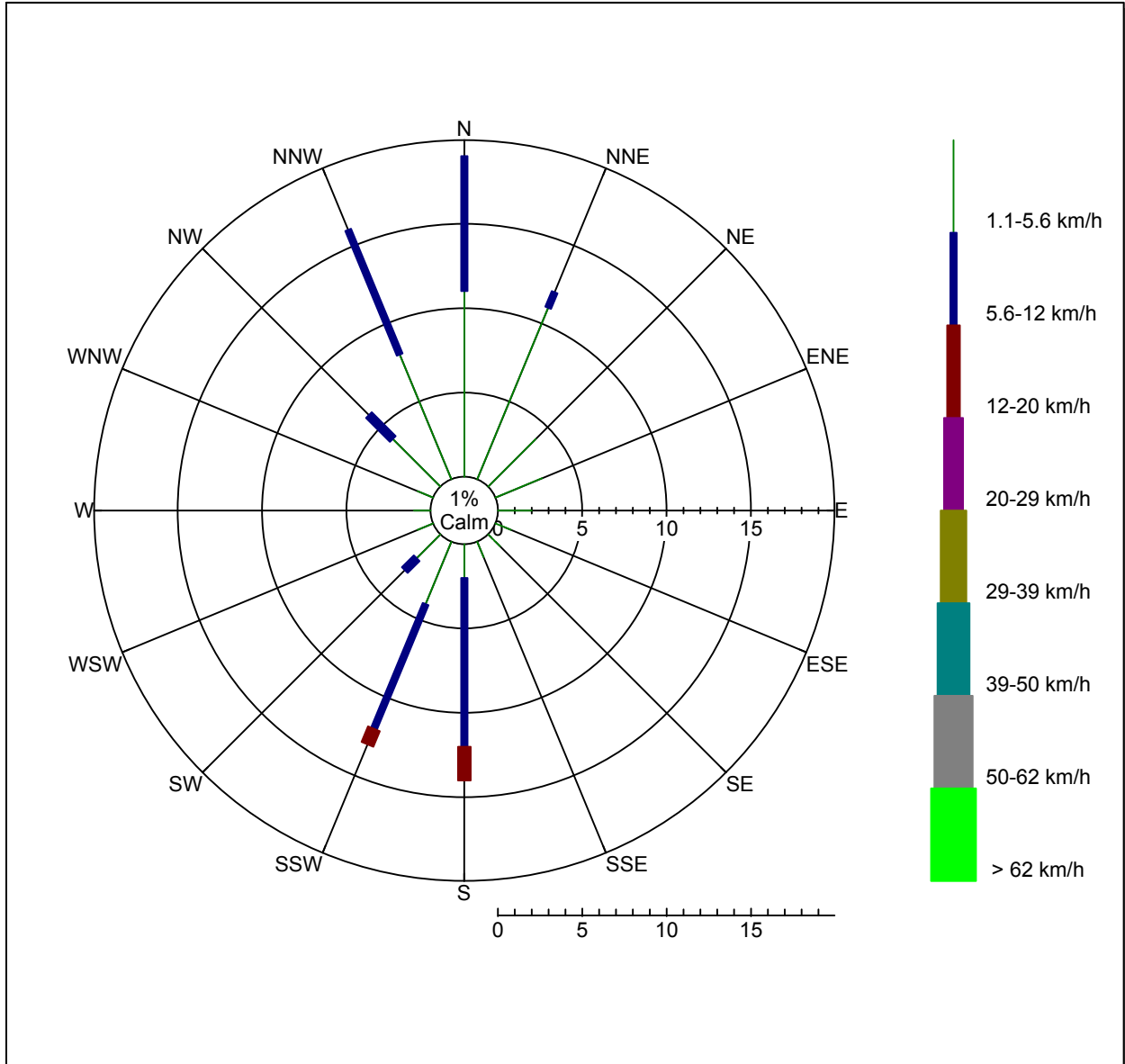
Location: Villa Lucre

Report Type: 1 Month

Created: domingo, 04 de junio de 2017 12:06 p. m.

Report Period: mayo 2017

## Wind Rose





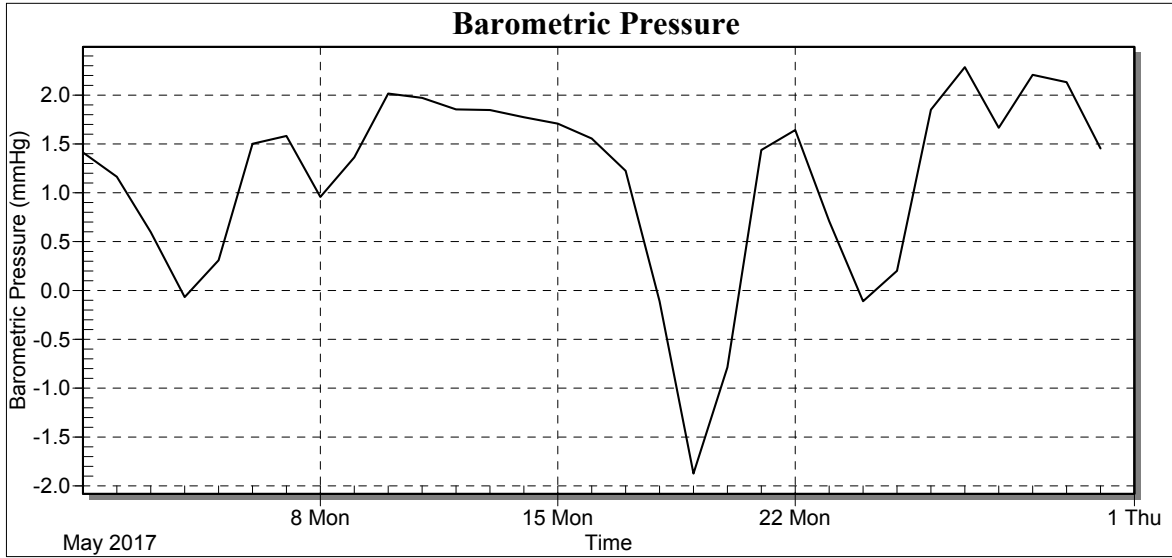
## Weather Station: CEDSA

Location: Villa Lucre

Report Type: 1 Month

Created: domingo, 04 de junio de 2017 12:06 p. m.

Report Period: mayo 2017





## Weather Station: CEDSA

Location: Villa Lucre

Report Type: 1 Month

Created: domingo, 04 de junio de 2017 12:06 p. m.

Report Period: mayo 2017

Date	Avg BP (mmHg)
1/5/17	1.41
2/5/17	1.16
3/5/17	0.60
4/5/17	-0.07
5/5/17	0.31
6/5/17	1.50
7/5/17	1.58
8/5/17	0.96
9/5/17	1.36
10/5/17	2.01
11/5/17	1.97
12/5/17	1.85
13/5/17	1.85
14/5/17	1.77
15/5/17	1.71
16/5/17	1.56
17/5/17	1.23
18/5/17	-0.11
19/5/17	-1.87
20/5/17	-0.79
21/5/17	1.44
22/5/17	1.64
23/5/17	0.71
24/5/17	-0.11
25/5/17	0.20
26/5/17	1.85
27/5/17	2.29
28/5/17	1.66
29/5/17	2.21
30/5/17	2.13
31/5/17	1.45
Low	-1.87
High	2.29
Average	1.14
Std Dev	0.95