



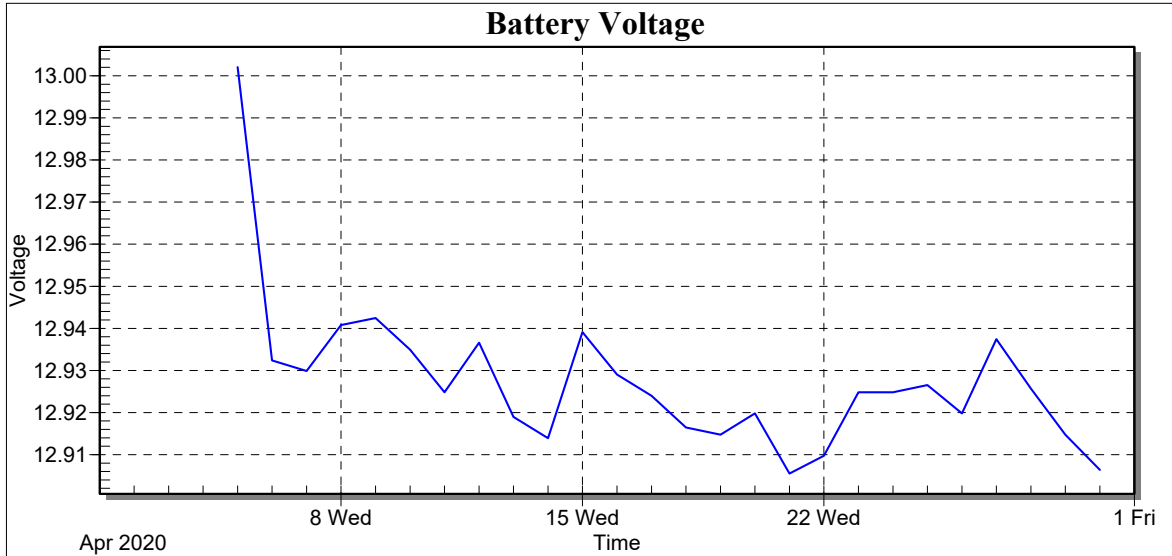
Weather Station: WH_500_Series

Location:

Report Type: 1 Month

Created: Sunday, May 24, 2020 7:06 PM

Report Period: April 2020



Date	Batt Volt Min
4/5/2020	13.00
4/6/2020	12.93
4/7/2020	12.93
4/8/2020	12.94
4/9/2020	12.94
4/10/2020	12.93
4/11/2020	12.92
4/12/2020	12.94
4/13/2020	12.92
4/14/2020	12.91
4/15/2020	12.94
4/16/2020	12.93
4/17/2020	12.92
4/18/2020	12.92
4/19/2020	12.91
4/20/2020	12.92
4/21/2020	12.91
4/22/2020	12.91
4/23/2020	12.92
4/24/2020	12.92
4/25/2020	12.93
4/26/2020	12.92
4/27/2020	12.94
4/28/2020	12.93
4/29/2020	12.91
4/30/2020	12.91
Low	12.91
High	13.00
Average	12.93
Std Dev	0.02



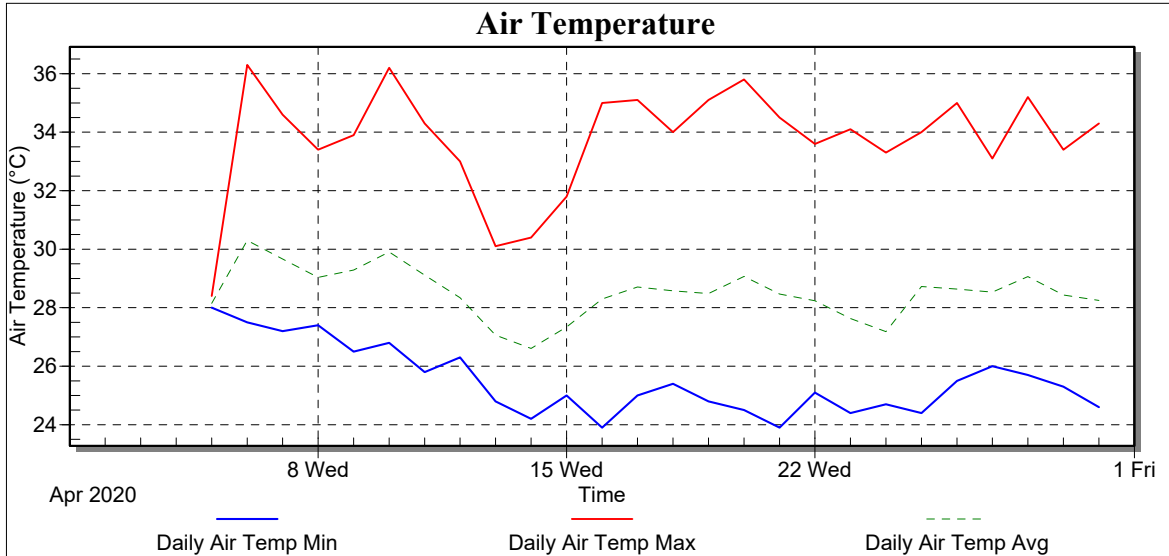
Weather Station: WH_500_Series

Location:

Report Type: 1 Month

Created: Sunday, May 24, 2020 7:06 PM

Report Period: April 2020



Date	Air Temp Min (°C)	Air Temp Max (°C)	Air Temp Avg (°C)
4/5/2020	28.00	28.40	28.15
4/6/2020	27.50	36.30	30.30
4/7/2020	27.20	34.60	29.67
4/8/2020	27.40	33.40	29.04
4/9/2020	26.50	33.90	29.29
4/10/2020	26.80	36.20	29.90
4/11/2020	25.80	34.30	29.11
4/12/2020	26.30	33.00	28.34
4/13/2020	24.80	30.10	27.06
4/14/2020	24.20	30.40	26.61
4/15/2020	25.00	31.80	27.34
4/16/2020	23.90	35.00	28.30
4/17/2020	25.00	35.10	28.71
4/18/2020	25.40	34.00	28.57
4/19/2020	24.80	35.10	28.49
4/20/2020	24.50	35.80	29.07
4/21/2020	23.90	34.50	28.47
4/22/2020	25.10	33.60	28.24
4/23/2020	24.40	34.10	27.63
4/24/2020	24.70	33.30	27.18
4/25/2020	24.40	34.00	28.73
4/26/2020	25.50	35.00	28.64
4/27/2020	26.00	33.10	28.53
4/28/2020	25.70	35.20	29.06
4/29/2020	25.30	33.40	28.44
4/30/2020	24.60	34.30	28.25
Low	23.90	28.40	26.61
High	28.00	36.30	30.30
Average	25.49	33.77	28.50
Std Dev	1.14	1.82	0.84



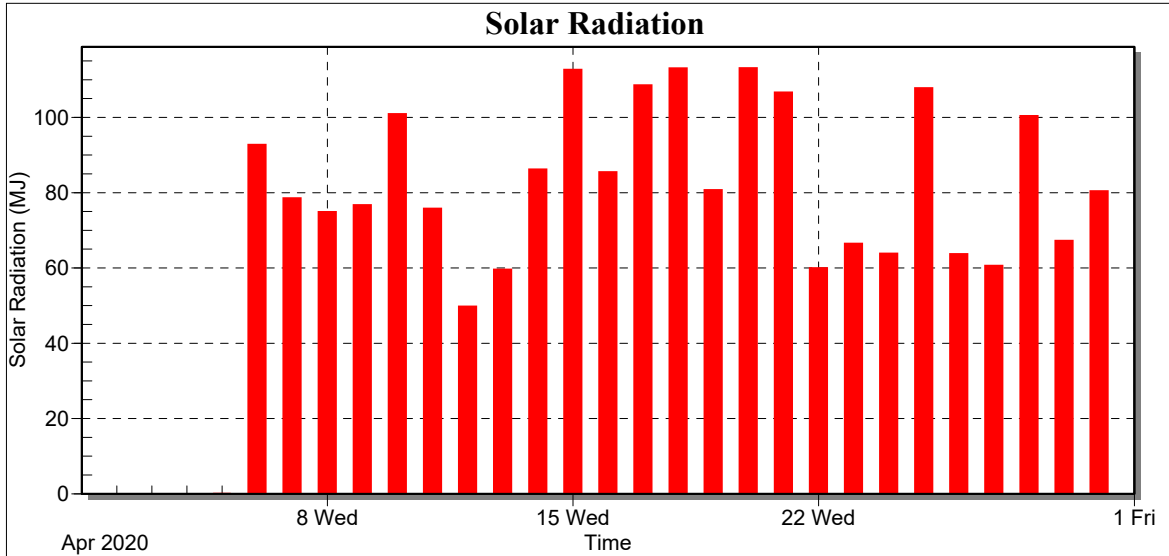
Weather Station: WH_500_Series

Location:

Report Type: 1 Month

Created: Sunday, May 24, 2020 7:06 PM

Report Period: April 2020



Date	Total Solar Radiation (MJ)
4/5/2020	0.00
4/6/2020	92.74
4/7/2020	78.53
4/8/2020	74.89
4/9/2020	76.72
4/10/2020	100.90
4/11/2020	75.76
4/12/2020	49.75
4/13/2020	59.57
4/14/2020	86.17
4/15/2020	112.68
4/16/2020	85.49
4/17/2020	108.56
4/18/2020	113.07
4/19/2020	80.71
4/20/2020	113.12
4/21/2020	106.64
4/22/2020	59.95
4/23/2020	66.45
4/24/2020	63.84
4/25/2020	107.79
4/26/2020	63.68
4/27/2020	60.61
4/28/2020	100.39
4/29/2020	67.23
4/30/2020	80.39
Low	0.00
High	113.12
Average	80.22
Std Dev	24.87
Total	2085.63



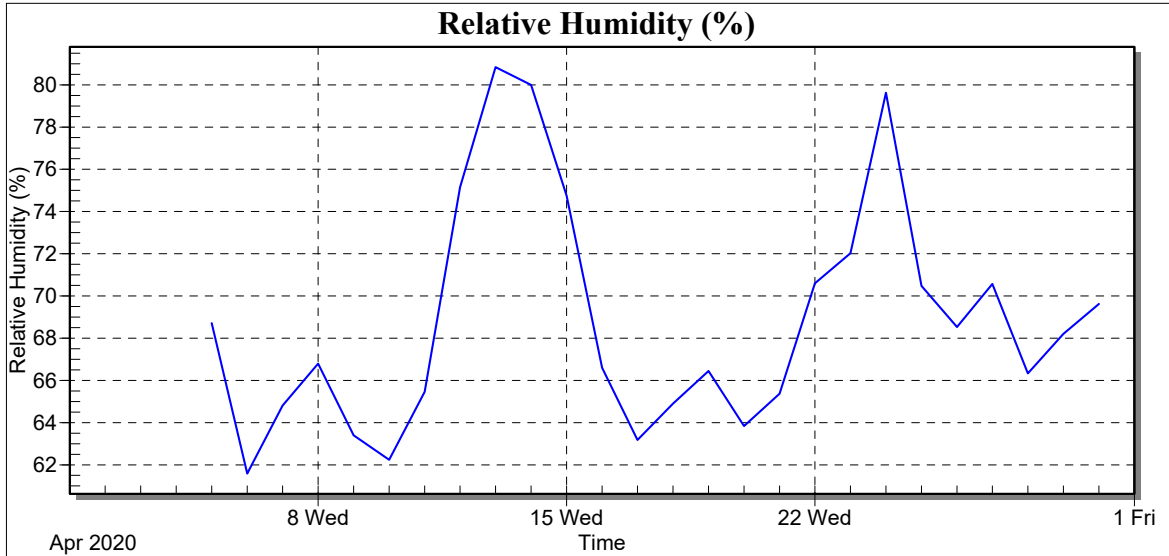
Weather Station: WH_500_Series

Location:

Report Type: 1 Month

Created: Sunday, May 24, 2020 7:06 PM

Report Period: April 2020



Date	RH Avg (%)
4/5/2020	68.71
4/6/2020	61.59
4/7/2020	64.81
4/8/2020	66.80
4/9/2020	63.40
4/10/2020	62.24
4/11/2020	65.46
4/12/2020	75.15
4/13/2020	80.84
4/14/2020	79.99
4/15/2020	74.75
4/16/2020	66.59
4/17/2020	63.18
4/18/2020	64.90
4/19/2020	66.45
4/20/2020	63.84
4/21/2020	65.37
4/22/2020	70.60
4/23/2020	72.03
4/24/2020	79.62
4/25/2020	70.47
4/26/2020	68.53
4/27/2020	70.57
4/28/2020	66.34
4/29/2020	68.20
4/30/2020	69.62
Low	61.59
High	80.84
Average	68.85
Std Dev	5.33



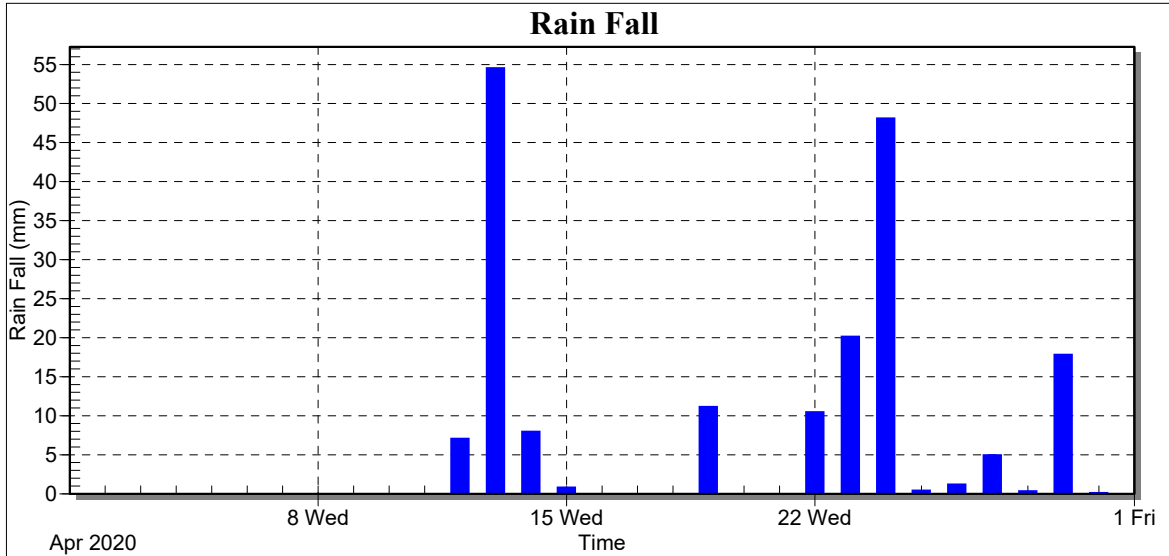
Weather Station: WH_500_Series

Location:

Report Type: 1 Month

Created: Sunday, May 24, 2020 7:06 PM

Report Period: April 2020



Date	Rain Fall (mm)
4/5/2020	0.00
4/6/2020	0.00
4/7/2020	0.00
4/8/2020	0.00
4/9/2020	0.00
4/10/2020	0.00
4/11/2020	0.00
4/12/2020	7.05
4/13/2020	54.55
4/14/2020	7.96
4/15/2020	0.80
4/16/2020	0.00
4/17/2020	0.00
4/18/2020	0.00
4/19/2020	11.15
4/20/2020	0.00
4/21/2020	0.00
4/22/2020	10.47
4/23/2020	20.14
4/24/2020	48.10
4/25/2020	0.41
4/26/2020	1.19
4/27/2020	4.95
4/28/2020	0.34
4/29/2020	17.83
4/30/2020	0.11
Low	0.00
High	54.55
Average	7.12
Std Dev	13.96
Total	185.05



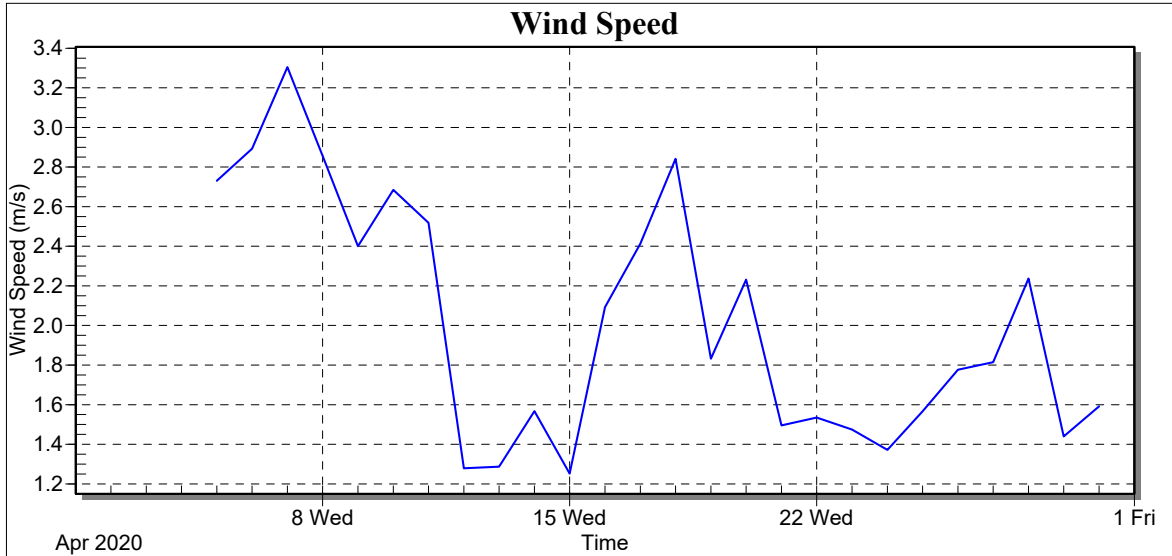
Weather Station: WH_500_Series

Location:

Report Type: 1 Month

Created: Sunday, May 24, 2020 7:06 PM

Report Period: April 2020



Date	Wind Speed Avg (m/s)
4/5/2020	2.73
4/6/2020	2.89
4/7/2020	3.30
4/8/2020	2.86
4/9/2020	2.40
4/10/2020	2.68
4/11/2020	2.52
4/12/2020	1.28
4/13/2020	1.29
4/14/2020	1.57
4/15/2020	1.25
4/16/2020	2.09
4/17/2020	2.41
4/18/2020	2.84
4/19/2020	1.83
4/20/2020	2.23
4/21/2020	1.50
4/22/2020	1.54
4/23/2020	1.47
4/24/2020	1.37
4/25/2020	1.57
4/26/2020	1.78
4/27/2020	1.81
4/28/2020	2.24
4/29/2020	1.44
4/30/2020	1.59
Low	1.25
High	3.30
Average	2.02
Std Dev	0.60



Weather Station: WH_500_Series

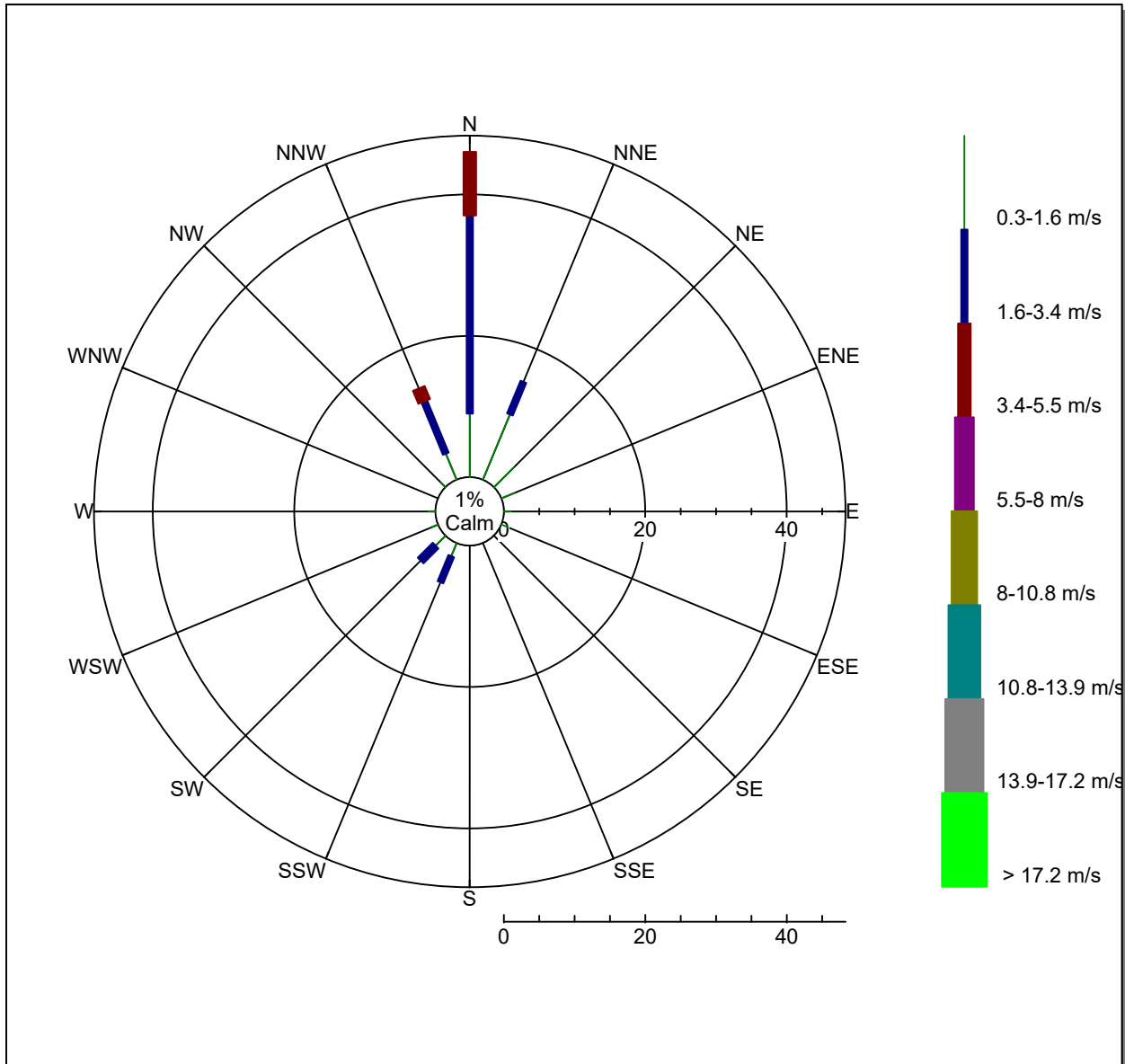
Location:

Report Type: 1 Month

Created: Sunday, May 24, 2020 7:06 PM

Report Period: April 2020

Wind Rose





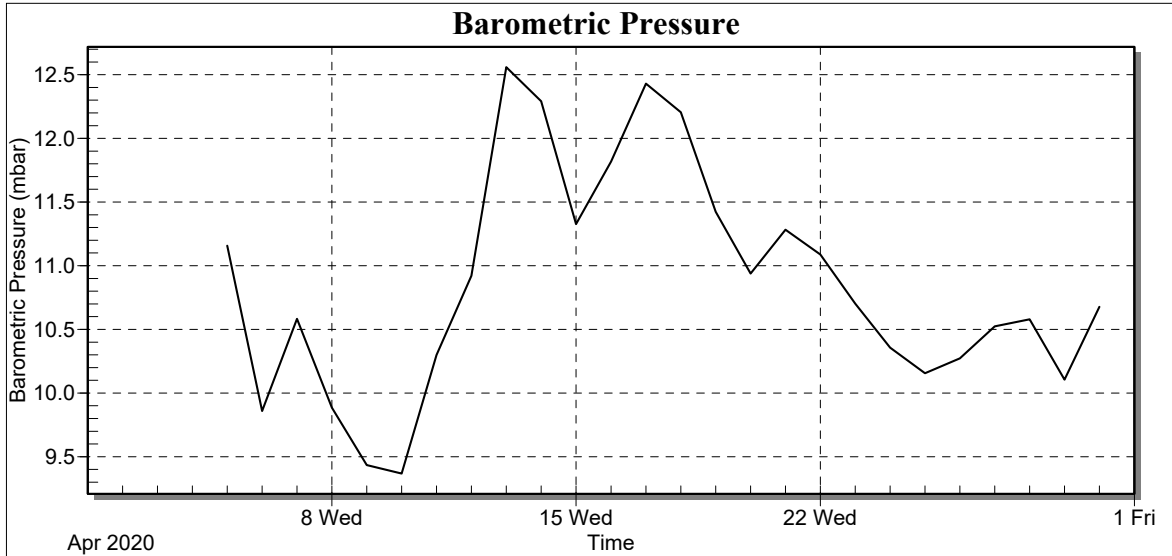
Weather Station: WH_500_Series

Location:

Report Type: 1 Month

Created: Sunday, May 24, 2020 7:06 PM

Report Period: April 2020



Date	Avg BP (mbar)
4/5/2020	11.16
4/6/2020	9.86
4/7/2020	10.58
4/8/2020	9.89
4/9/2020	9.43
4/10/2020	9.37
4/11/2020	10.30
4/12/2020	10.92
4/13/2020	12.56
4/14/2020	12.29
4/15/2020	11.33
4/16/2020	11.82
4/17/2020	12.43
4/18/2020	12.21
4/19/2020	11.42
4/20/2020	10.94
4/21/2020	11.28
4/22/2020	11.09
4/23/2020	10.70
4/24/2020	10.36
4/25/2020	10.16
4/26/2020	10.27
4/27/2020	10.52
4/28/2020	10.58
4/29/2020	10.11
4/30/2020	10.68
Low	9.37
High	12.56
Average	10.86
Std Dev	0.87