



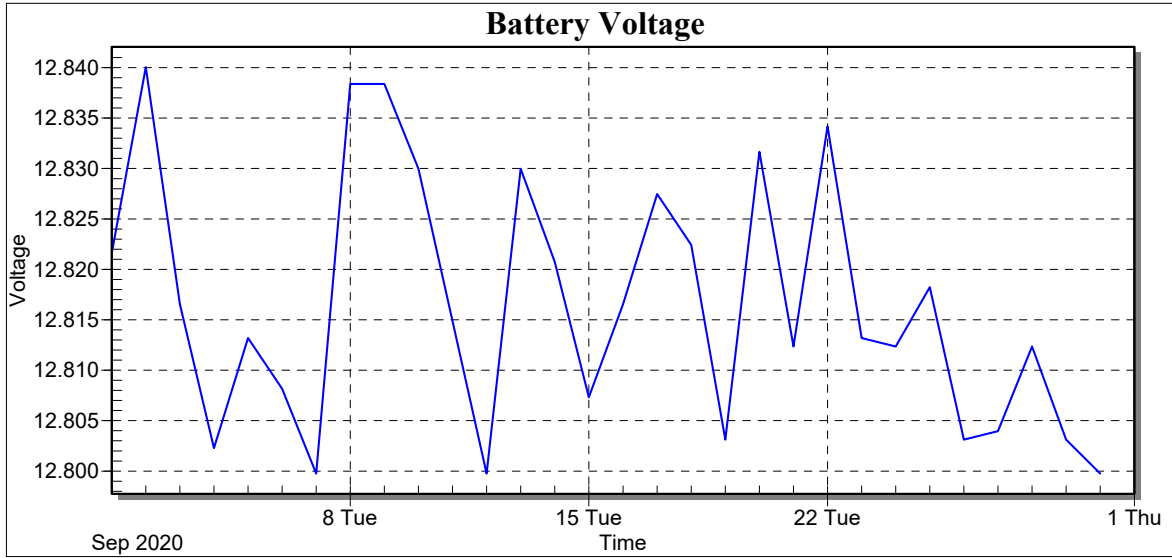
Weather Station: WH_500_Series

Location:

Report Type: 1 Month

Created: Saturday, October 3, 2020 10:51 AM

Report Period: September 2020





Weather Station: WH_500_Series

Location:

Report Type: 1 Month

Created: Saturday, October 3, 2020 10:51 AM

Report Period: September 2020

| Date | Batt Volt Min |
|-----------|---------------|
| 9/1/2020 | 12.82 |
| 9/2/2020 | 12.84 |
| 9/3/2020 | 12.82 |
| 9/4/2020 | 12.80 |
| 9/5/2020 | 12.81 |
| 9/6/2020 | 12.81 |
| 9/7/2020 | 12.80 |
| 9/8/2020 | 12.84 |
| 9/9/2020 | 12.84 |
| 9/10/2020 | 12.83 |
| 9/11/2020 | 12.81 |
| 9/12/2020 | 12.80 |
| 9/13/2020 | 12.83 |
| 9/14/2020 | 12.82 |
| 9/15/2020 | 12.81 |
| 9/16/2020 | 12.82 |
| 9/17/2020 | 12.83 |
| 9/18/2020 | 12.82 |
| 9/19/2020 | 12.80 |
| 9/20/2020 | 12.83 |
| 9/21/2020 | 12.81 |
| 9/22/2020 | 12.83 |
| 9/23/2020 | 12.81 |
| 9/24/2020 | 12.81 |
| 9/25/2020 | 12.82 |
| 9/26/2020 | 12.80 |
| 9/27/2020 | 12.80 |
| 9/28/2020 | 12.81 |
| 9/29/2020 | 12.80 |
| 9/30/2020 | 12.80 |
| | |
| Low | 12.80 |
| High | 12.84 |
| Average | 12.82 |
| Std Dev | 0.01 |



Weather Station: WH_500_Series

Location:

Report Type: 1 Month

Created: Saturday, October 3, 2020 10:51 AM

Report Period: September 2020

| Date | Air Temp Min (°C) | Air Temp Max (°C) | Air Temp Avg (°C) |
|-----------|-------------------|-------------------|-------------------|
| 9/1/2020 | 24.20 | 32.50 | 26.51 |
| 9/2/2020 | 24.40 | 32.10 | 27.08 |
| 9/3/2020 | 24.30 | 32.20 | 27.31 |
| 9/4/2020 | 24.70 | 31.70 | 27.59 |
| 9/5/2020 | 24.70 | 33.40 | 28.05 |
| 9/6/2020 | 23.70 | 33.30 | 27.02 |
| 9/7/2020 | 24.20 | 28.50 | 25.47 |
| 9/8/2020 | 23.50 | 30.40 | 26.53 |
| 9/9/2020 | 25.30 | 30.50 | 26.67 |
| 9/10/2020 | 23.80 | 33.20 | 26.81 |
| 9/11/2020 | 24.20 | 33.20 | 27.35 |
| 9/12/2020 | 24.40 | 31.10 | 26.81 |
| 9/13/2020 | 24.90 | 32.20 | 27.73 |
| 9/14/2020 | 25.40 | 32.60 | 27.99 |
| 9/15/2020 | 24.80 | 32.30 | 27.89 |
| 9/16/2020 | 23.70 | 31.00 | 27.05 |
| 9/17/2020 | 25.30 | 32.10 | 27.59 |
| 9/18/2020 | 24.80 | 32.10 | 27.71 |
| 9/19/2020 | 24.40 | 32.10 | 27.30 |
| 9/20/2020 | 24.90 | 32.50 | 27.26 |
| 9/21/2020 | 24.00 | 34.30 | 26.78 |
| 9/22/2020 | 24.70 | 31.40 | 26.45 |
| 9/23/2020 | 23.90 | 33.80 | 27.29 |
| 9/24/2020 | 24.50 | 27.60 | 25.56 |
| 9/25/2020 | 23.40 | 282.00 | 26.23 |
| 9/26/2020 | 23.10 | 33.40 | 26.74 |
| 9/27/2020 | 23.60 | 32.20 | 25.53 |
| 9/28/2020 | 23.30 | 32.70 | 25.75 |
| 9/29/2020 | 24.00 | 33.10 | 27.04 |
| 9/30/2020 | 24.10 | 27.60 | 25.38 |
| | | | |
| Low | 23.10 | 27.60 | 25.38 |
| High | 25.40 | 282.00 | 28.05 |
| Average | 24.27 | 40.24 | 26.88 |
| Std Dev | 0.60 | 44.92 | 0.75 |



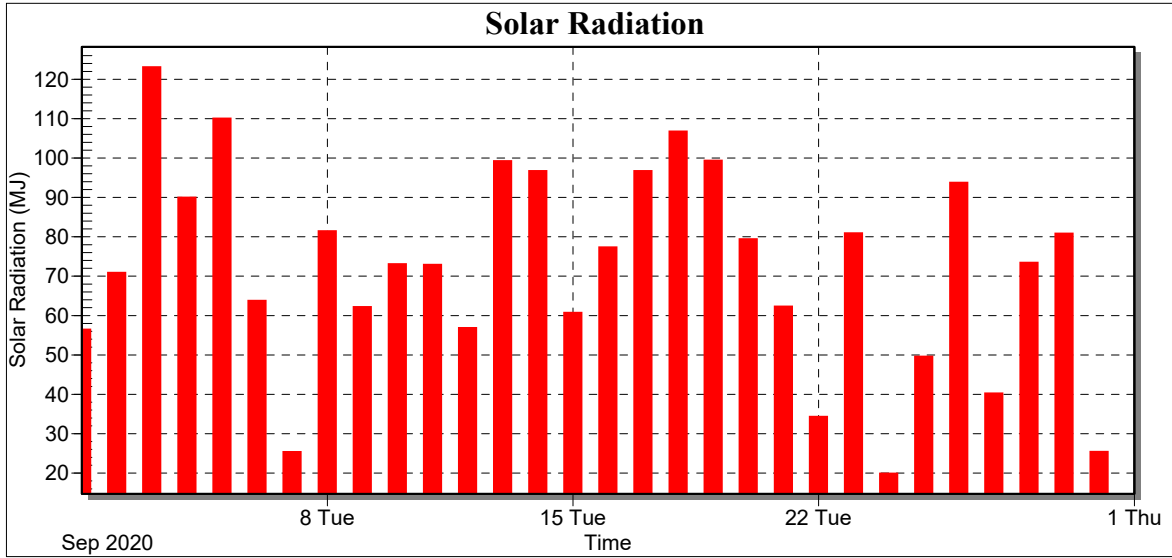
Weather Station: WH_500_Series

Location:

Report Type: 1 Month

Created: Saturday, October 3, 2020 10:51 AM

Report Period: September 2020





Weather Station: WH_500_Series

Location:

Report Type: 1 Month

Created: Saturday, October 3, 2020 10:51 AM

Report Period: September 2020

| Date | Total Solar Radiation (MJ) |
|-----------|----------------------------|
| 9/1/2020 | 56.47 |
| 9/2/2020 | 70.86 |
| 9/3/2020 | 123.10 |
| 9/4/2020 | 89.97 |
| 9/5/2020 | 110.03 |
| 9/6/2020 | 63.76 |
| 9/7/2020 | 25.35 |
| 9/8/2020 | 81.44 |
| 9/9/2020 | 62.16 |
| 9/10/2020 | 73.07 |
| 9/11/2020 | 72.91 |
| 9/12/2020 | 56.86 |
| 9/13/2020 | 99.22 |
| 9/14/2020 | 96.73 |
| 9/15/2020 | 60.72 |
| 9/16/2020 | 77.31 |
| 9/17/2020 | 96.73 |
| 9/18/2020 | 106.76 |
| 9/19/2020 | 99.37 |
| 9/20/2020 | 79.40 |
| 9/21/2020 | 62.30 |
| 9/22/2020 | 34.29 |
| 9/23/2020 | 80.92 |
| 9/24/2020 | 19.90 |
| 9/25/2020 | 49.58 |
| 9/26/2020 | 93.76 |
| 9/27/2020 | 40.23 |
| 9/28/2020 | 73.42 |
| 9/29/2020 | 80.83 |
| 9/30/2020 | 25.43 |
| | |
| Low | 19.90 |
| High | 123.10 |
| Average | 72.10 |
| Std Dev | 25.79 |
| Total | 2162.88 |



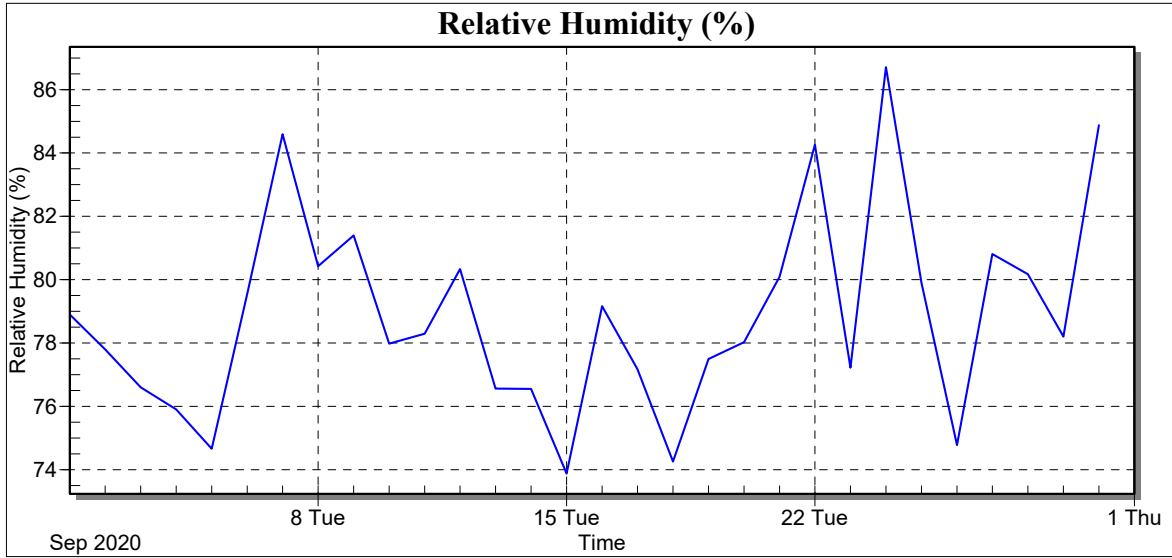
Weather Station: WH_500_Series

Location:

Report Type: 1 Month

Created: Saturday, October 3, 2020 10:51 AM

Report Period: September 2020





Weather Station: WH_500_Series

Location:

Report Type: 1 Month

Created: Saturday, October 3, 2020 10:51 AM

Report Period: September 2020

| Date | RH Avg (%) |
|-----------|------------|
| 9/1/2020 | 78.90 |
| 9/2/2020 | 77.80 |
| 9/3/2020 | 76.60 |
| 9/4/2020 | 75.91 |
| 9/5/2020 | 74.66 |
| 9/6/2020 | 79.55 |
| 9/7/2020 | 84.59 |
| 9/8/2020 | 80.42 |
| 9/9/2020 | 81.40 |
| 9/10/2020 | 77.98 |
| 9/11/2020 | 78.30 |
| 9/12/2020 | 80.33 |
| 9/13/2020 | 76.56 |
| 9/14/2020 | 76.55 |
| 9/15/2020 | 73.88 |
| 9/16/2020 | 79.16 |
| 9/17/2020 | 77.18 |
| 9/18/2020 | 74.26 |
| 9/19/2020 | 77.50 |
| 9/20/2020 | 78.03 |
| 9/21/2020 | 80.10 |
| 9/22/2020 | 84.26 |
| 9/23/2020 | 77.23 |
| 9/24/2020 | 86.71 |
| 9/25/2020 | 79.90 |
| 9/26/2020 | 74.78 |
| 9/27/2020 | 80.81 |
| 9/28/2020 | 80.17 |
| 9/29/2020 | 78.20 |
| 9/30/2020 | 84.88 |
| | |
| Low | 73.88 |
| High | 86.71 |
| Average | 78.89 |
| Std Dev | 3.14 |



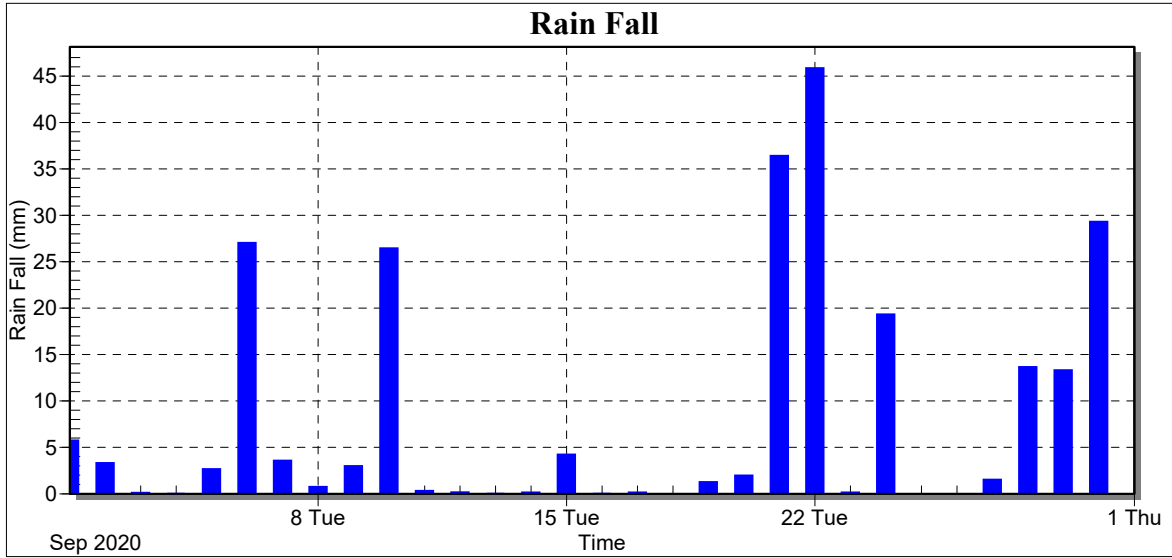
Weather Station: WH_500_Series

Location:

Report Type: 1 Month

Created: Saturday, October 3, 2020 10:51 AM

Report Period: September 2020





Weather Station: WH_500_Series

Location:

Report Type: 1 Month

Created: Saturday, October 3, 2020 10:51 AM

Report Period: September 2020

| Date | Rain Fall (mm) |
|-----------|----------------|
| 9/1/2020 | 5.75 |
| 9/2/2020 | 3.31 |
| 9/3/2020 | 0.11 |
| 9/4/2020 | 0.01 |
| 9/5/2020 | 2.66 |
| 9/6/2020 | 27.03 |
| 9/7/2020 | 3.57 |
| 9/8/2020 | 0.75 |
| 9/9/2020 | 2.99 |
| 9/10/2020 | 26.44 |
| 9/11/2020 | 0.32 |
| 9/12/2020 | 0.17 |
| 9/13/2020 | 0.01 |
| 9/14/2020 | 0.15 |
| 9/15/2020 | 4.23 |
| 9/16/2020 | 0.01 |
| 9/17/2020 | 0.14 |
| 9/18/2020 | 0.00 |
| 9/19/2020 | 1.27 |
| 9/20/2020 | 1.98 |
| 9/21/2020 | 36.40 |
| 9/22/2020 | 45.86 |
| 9/23/2020 | 0.14 |
| 9/24/2020 | 19.33 |
| 9/25/2020 | 0.00 |
| 9/26/2020 | 0.00 |
| 9/27/2020 | 1.53 |
| 9/28/2020 | 13.66 |
| 9/29/2020 | 13.31 |
| 9/30/2020 | 29.31 |
| | |
| Low | 0.00 |
| High | 45.86 |
| Average | 8.01 |
| Std Dev | 12.42 |
| Total | 240.44 |



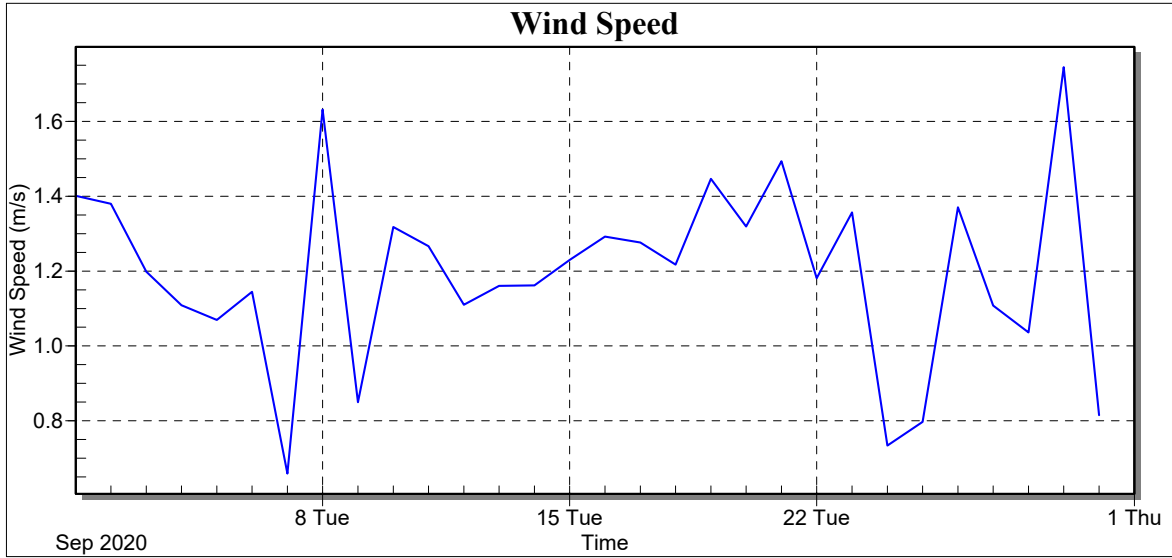
Weather Station: WH_500_Series

Location:

Report Type: 1 Month

Created: Saturday, October 3, 2020 10:51 AM

Report Period: September 2020





Weather Station: WH_500_Series

Location:

Report Type: 1 Month

Created: Saturday, October 3, 2020 10:51 AM

Report Period: September 2020

| Date | Wind Speed Avg (m/s) |
|-----------|----------------------|
| 9/1/2020 | 1.40 |
| 9/2/2020 | 1.38 |
| 9/3/2020 | 1.20 |
| 9/4/2020 | 1.11 |
| 9/5/2020 | 1.07 |
| 9/6/2020 | 1.14 |
| 9/7/2020 | 0.66 |
| 9/8/2020 | 1.63 |
| 9/9/2020 | 0.85 |
| 9/10/2020 | 1.32 |
| 9/11/2020 | 1.27 |
| 9/12/2020 | 1.11 |
| 9/13/2020 | 1.16 |
| 9/14/2020 | 1.16 |
| 9/15/2020 | 1.23 |
| 9/16/2020 | 1.29 |
| 9/17/2020 | 1.28 |
| 9/18/2020 | 1.22 |
| 9/19/2020 | 1.45 |
| 9/20/2020 | 1.32 |
| 9/21/2020 | 1.49 |
| 9/22/2020 | 1.18 |
| 9/23/2020 | 1.36 |
| 9/24/2020 | 0.73 |
| 9/25/2020 | 0.80 |
| 9/26/2020 | 1.37 |
| 9/27/2020 | 1.11 |
| 9/28/2020 | 1.04 |
| 9/29/2020 | 1.75 |
| 9/30/2020 | 0.82 |
| | |
| Low | 0.66 |
| High | 1.75 |
| Average | 1.20 |
| Std Dev | 0.25 |



Weather Station: WH_500_Series

Location:

Report Type: 1 Month

Created: Saturday, October 3, 2020 10:51 AM

Report Period: September 2020

Wind Rose

