



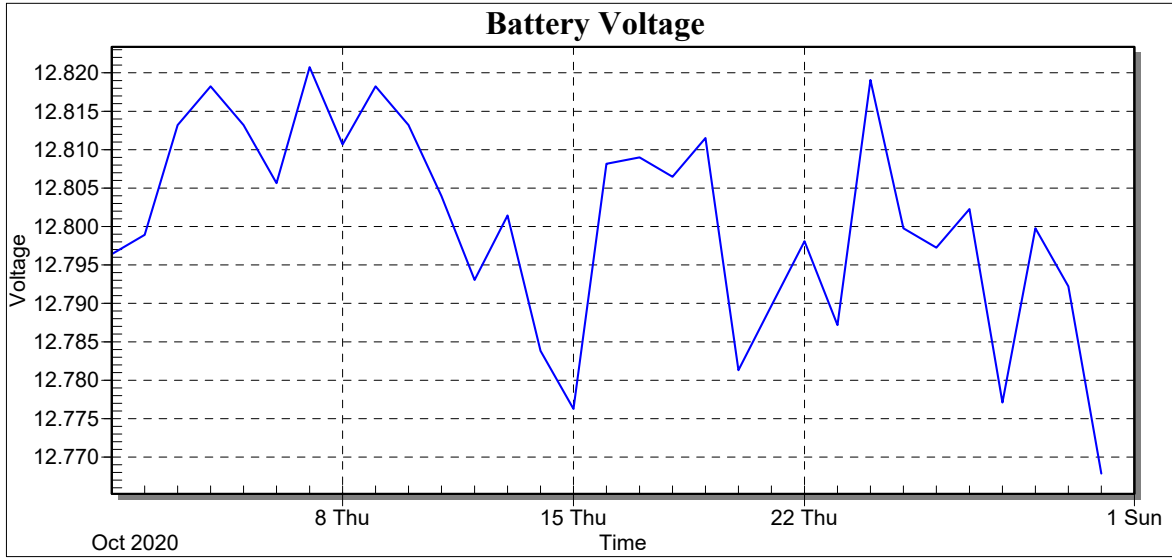
Weather Station: WH_500_Series

Location:

Report Type: 1 Month

Created: Saturday, November 21, 2020 9:40 AM

Report Period: October 2020





Weather Station: WH_500_Series

Location:

Report Type: 1 Month

Created: Saturday, November 21, 2020 9:40 AM

Report Period: October 2020

Date	Batt Volt Min
10/1/2020	12.80
10/2/2020	12.80
10/3/2020	12.81
10/4/2020	12.82
10/5/2020	12.81
10/6/2020	12.81
10/7/2020	12.82
10/8/2020	12.81
10/9/2020	12.82
10/10/2020	12.81
10/11/2020	12.80
10/12/2020	12.79
10/13/2020	12.80
10/14/2020	12.78
10/15/2020	12.78
10/16/2020	12.81
10/17/2020	12.81
10/18/2020	12.81
10/19/2020	12.81
10/20/2020	12.78
10/21/2020	12.79
10/22/2020	12.80
10/23/2020	12.79
10/24/2020	12.82
10/25/2020	12.80
10/26/2020	12.80
10/27/2020	12.80
10/28/2020	12.78
10/29/2020	12.80
10/30/2020	12.79
10/31/2020	12.77
Low	12.77
High	12.82
Average	12.80
Std Dev	0.01



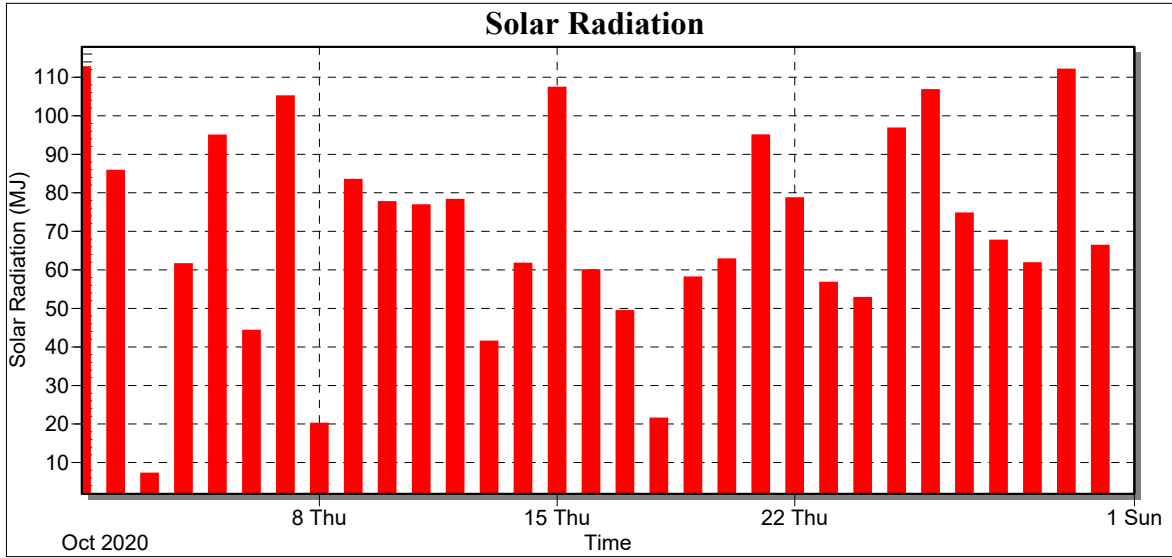
Weather Station: WH_500_Series

Location:

Report Type: 1 Month

Created: Saturday, November 21, 2020 9:40 AM

Report Period: October 2020





Weather Station: WH_500_Series

Location:

Report Type: 1 Month

Created: Saturday, November 21, 2020 9:40 AM

Report Period: October 2020

Date	Total Solar Radiation (MJ)
10/1/2020	112.63
10/2/2020	85.76
10/3/2020	7.17
10/4/2020	61.48
10/5/2020	94.87
10/6/2020	44.23
10/7/2020	105.05
10/8/2020	20.12
10/9/2020	83.37
10/10/2020	77.63
10/11/2020	76.77
10/12/2020	78.20
10/13/2020	41.41
10/14/2020	61.64
10/15/2020	107.29
10/16/2020	59.91
10/17/2020	49.34
10/18/2020	21.44
10/19/2020	58.05
10/20/2020	62.74
10/21/2020	94.94
10/22/2020	78.60
10/23/2020	56.68
10/24/2020	52.76
10/25/2020	96.72
10/26/2020	106.69
10/27/2020	74.67
10/28/2020	67.61
10/29/2020	61.74
10/30/2020	111.98
10/31/2020	66.29
Low	7.17
High	112.63
Average	70.25
Std Dev	26.58
Total	2177.78



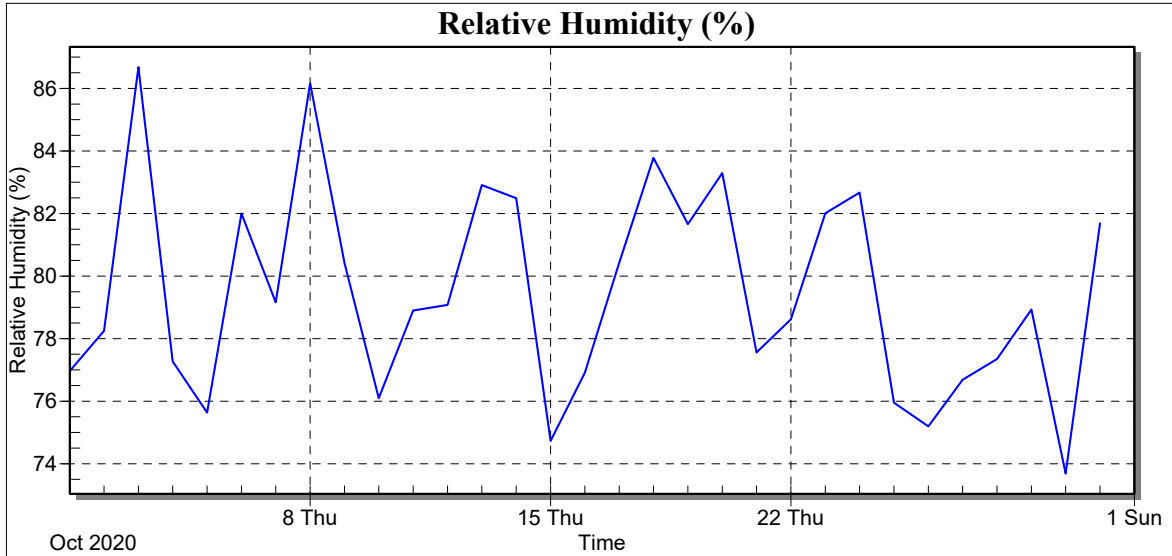
Weather Station: WH_500_Series

Location:

Report Type: 1 Month

Created: Saturday, November 21, 2020 9:40 AM

Report Period: October 2020





Weather Station: WH_500_Series

Location:

Report Type: 1 Month

Created: Saturday, November 21, 2020 9:40 AM

Report Period: October 2020

Date	RH Avg (%)
10/1/2020	76.96
10/2/2020	78.25
10/3/2020	86.68
10/4/2020	77.27
10/5/2020	75.63
10/6/2020	82.00
10/7/2020	79.16
10/8/2020	86.16
10/9/2020	80.41
10/10/2020	76.09
10/11/2020	78.90
10/12/2020	79.08
10/13/2020	82.91
10/14/2020	82.49
10/15/2020	74.73
10/16/2020	76.91
10/17/2020	80.43
10/18/2020	83.78
10/19/2020	81.66
10/20/2020	83.30
10/21/2020	77.56
10/22/2020	78.62
10/23/2020	82.01
10/24/2020	82.67
10/25/2020	75.95
10/26/2020	75.19
10/27/2020	76.68
10/28/2020	77.35
10/29/2020	78.93
10/30/2020	73.69
10/31/2020	81.69
Low	73.69
High	86.68
Average	79.46
Std Dev	3.29



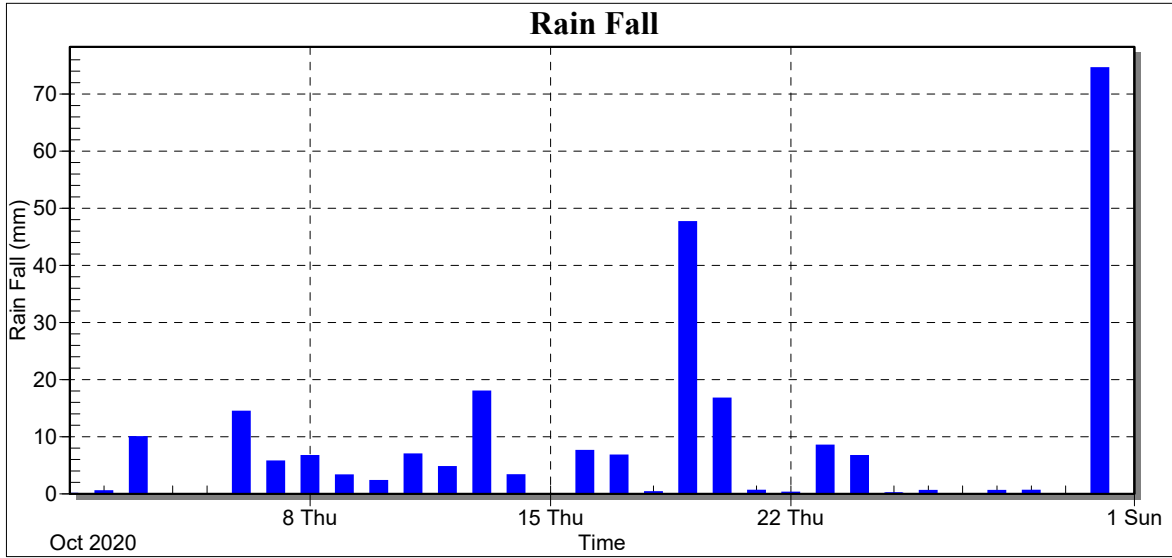
Weather Station: WH_500_Series

Location:

Report Type: 1 Month

Created: Saturday, November 21, 2020 9:40 AM

Report Period: October 2020





Weather Station: WH_500_Series

Location:

Report Type: 1 Month

Created: Saturday, November 21, 2020 9:40 AM

Report Period: October 2020

Date	Rain Fall (mm)
10/1/2020	0.01
10/2/2020	0.45
10/3/2020	9.95
10/4/2020	0.00
10/5/2020	0.00
10/6/2020	14.38
10/7/2020	5.68
10/8/2020	6.61
10/9/2020	3.24
10/10/2020	2.26
10/11/2020	6.92
10/12/2020	4.69
10/13/2020	17.92
10/14/2020	3.27
10/15/2020	0.00
10/16/2020	7.52
10/17/2020	6.72
10/18/2020	0.30
10/19/2020	47.58
10/20/2020	16.68
10/21/2020	0.54
10/22/2020	0.21
10/23/2020	8.45
10/24/2020	6.62
10/25/2020	0.07
10/26/2020	0.52
10/27/2020	0.00
10/28/2020	0.52
10/29/2020	0.54
10/30/2020	0.00
10/31/2020	74.56
Low	0.00
High	74.56
Average	7.94
Std Dev	15.20
Total	246.21



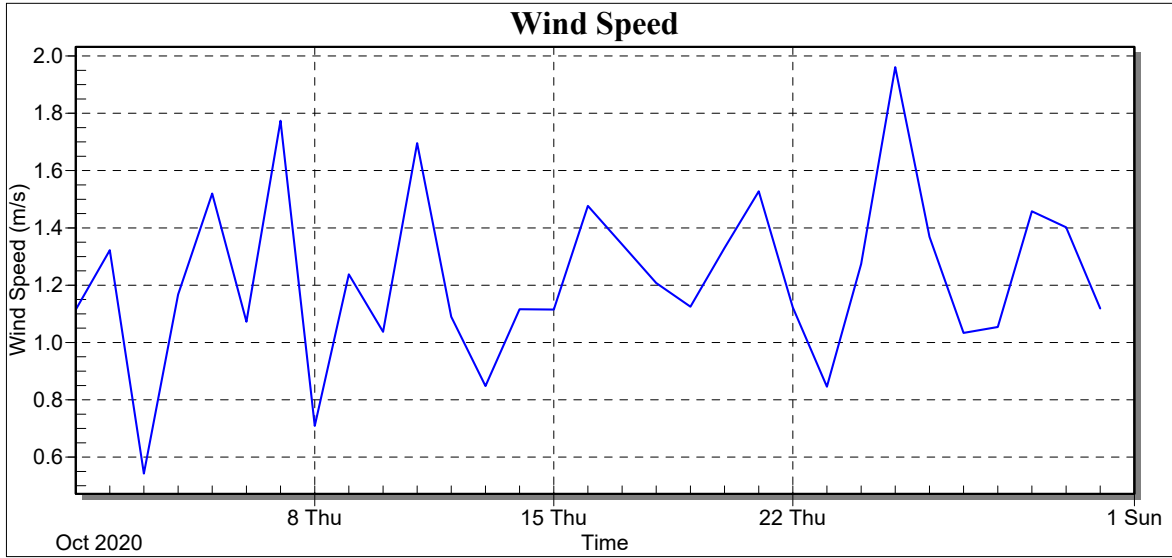
Weather Station: WH_500_Series

Location:

Report Type: 1 Month

Created: Saturday, November 21, 2020 9:40 AM

Report Period: October 2020





Weather Station: WH_500_Series

Location:

Report Type: 1 Month

Created: Saturday, November 21, 2020 9:40 AM

Report Period: October 2020

Date	Wind Speed Avg (m/s)
10/1/2020	1.11
10/2/2020	1.32
10/3/2020	0.54
10/4/2020	1.17
10/5/2020	1.52
10/6/2020	1.07
10/7/2020	1.77
10/8/2020	0.71
10/9/2020	1.24
10/10/2020	1.04
10/11/2020	1.70
10/12/2020	1.09
10/13/2020	0.85
10/14/2020	1.12
10/15/2020	1.12
10/16/2020	1.48
10/17/2020	1.34
10/18/2020	1.21
10/19/2020	1.12
10/20/2020	1.33
10/21/2020	1.53
10/22/2020	1.12
10/23/2020	0.85
10/24/2020	1.27
10/25/2020	1.96
10/26/2020	1.37
10/27/2020	1.03
10/28/2020	1.05
10/29/2020	1.46
10/30/2020	1.40
10/31/2020	1.12
Low	0.54
High	1.96
Average	1.23
Std Dev	0.29



Weather Station: WH_500_Series

Location:

Report Type: 1 Month

Created: Saturday, November 21, 2020 9:40 AM

Report Period: October 2020

Wind Rose

