



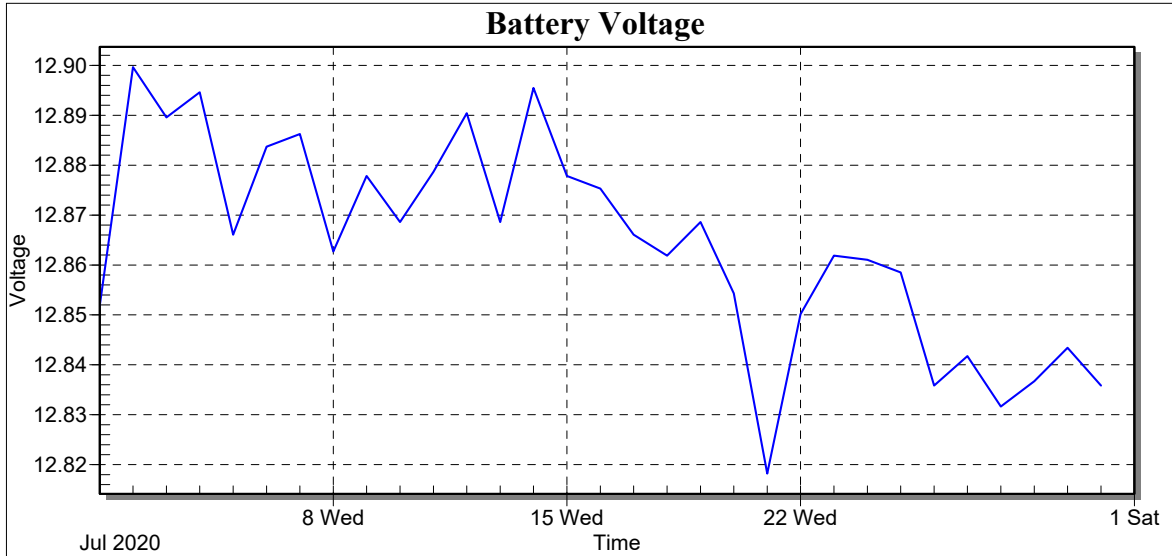
Weather Station: WH_500_Series

Location:

Report Type: 1 Month

Created: Saturday, November 21, 2020 9:49 AM

Report Period: July 2020





Weather Station: WH_500_Series

Location:

Report Type: 1 Month

Created: Saturday, November 21, 2020 9:49 AM

Report Period: July 2020

Date	Batt Volt Min
7/1/2020	12.85
7/2/2020	12.90
7/3/2020	12.89
7/4/2020	12.89
7/5/2020	12.87
7/6/2020	12.88
7/7/2020	12.89
7/8/2020	12.86
7/9/2020	12.88
7/10/2020	12.87
7/11/2020	12.88
7/12/2020	12.89
7/13/2020	12.87
7/14/2020	12.90
7/15/2020	12.88
7/16/2020	12.88
7/17/2020	12.87
7/18/2020	12.86
7/19/2020	12.87
7/20/2020	12.85
7/21/2020	12.82
7/22/2020	12.85
7/23/2020	12.86
7/24/2020	12.86
7/25/2020	12.86
7/26/2020	12.84
7/27/2020	12.84
7/28/2020	12.83
7/29/2020	12.84
7/30/2020	12.84
7/31/2020	12.84
Low	12.82
High	12.90
Average	12.86
Std Dev	0.02



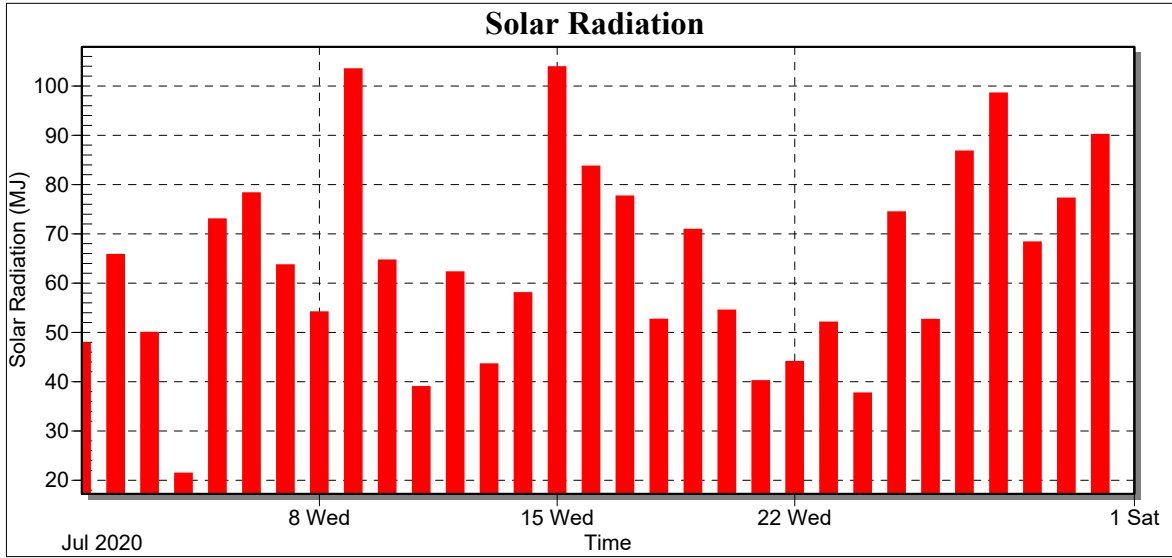
Weather Station: WH_500_Series

Location:

Report Type: 1 Month

Created: Saturday, November 21, 2020 9:49 AM

Report Period: July 2020





Weather Station: WH_500_Series

Location:

Report Type: 1 Month

Created: Saturday, November 21, 2020 9:49 AM

Report Period: July 2020

Date	Total Solar Radiation (MJ)
7/1/2020	47.81
7/2/2020	65.73
7/3/2020	49.94
7/4/2020	21.39
7/5/2020	72.96
7/6/2020	78.26
7/7/2020	63.63
7/8/2020	54.09
7/9/2020	103.38
7/10/2020	64.59
7/11/2020	38.93
7/12/2020	62.22
7/13/2020	43.55
7/14/2020	57.99
7/15/2020	103.83
7/16/2020	83.67
7/17/2020	77.58
7/18/2020	52.59
7/19/2020	70.85
7/20/2020	54.45
7/21/2020	40.13
7/22/2020	44.04
7/23/2020	52.01
7/24/2020	37.64
7/25/2020	74.39
7/26/2020	52.55
7/27/2020	86.70
7/28/2020	98.50
7/29/2020	68.27
7/30/2020	77.17
7/31/2020	90.08
Low	21.39
High	103.83
Average	64.16
Std Dev	19.96
Total	1988.92



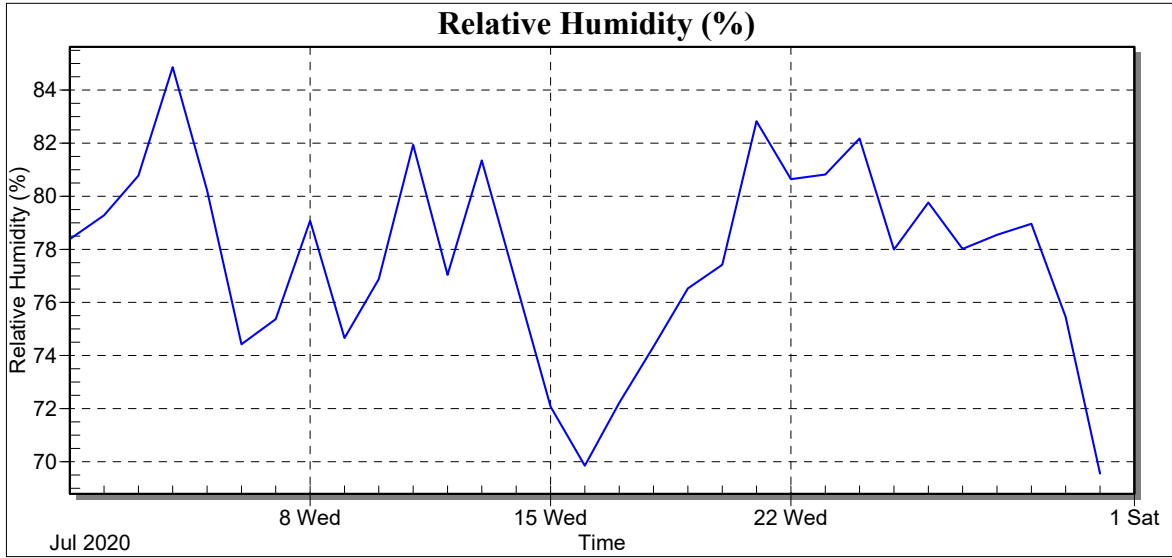
Weather Station: WH_500_Series

Location:

Report Type: 1 Month

Created: Saturday, November 21, 2020 9:49 AM

Report Period: July 2020





Weather Station: WH_500_Series

Location:

Report Type: 1 Month

Created: Saturday, November 21, 2020 9:49 AM

Report Period: July 2020

Date	RH Avg (%)
7/1/2020	78.39
7/2/2020	79.28
7/3/2020	80.78
7/4/2020	84.87
7/5/2020	80.23
7/6/2020	74.42
7/7/2020	75.37
7/8/2020	79.08
7/9/2020	74.66
7/10/2020	76.88
7/11/2020	81.94
7/12/2020	77.04
7/13/2020	81.35
7/14/2020	76.71
7/15/2020	72.07
7/16/2020	69.85
7/17/2020	72.22
7/18/2020	74.33
7/19/2020	76.53
7/20/2020	77.42
7/21/2020	82.83
7/22/2020	80.64
7/23/2020	80.82
7/24/2020	82.17
7/25/2020	77.99
7/26/2020	79.76
7/27/2020	78.02
7/28/2020	78.54
7/29/2020	78.96
7/30/2020	75.45
7/31/2020	69.55
Low	69.55
High	84.87
Average	77.68
Std Dev	3.64



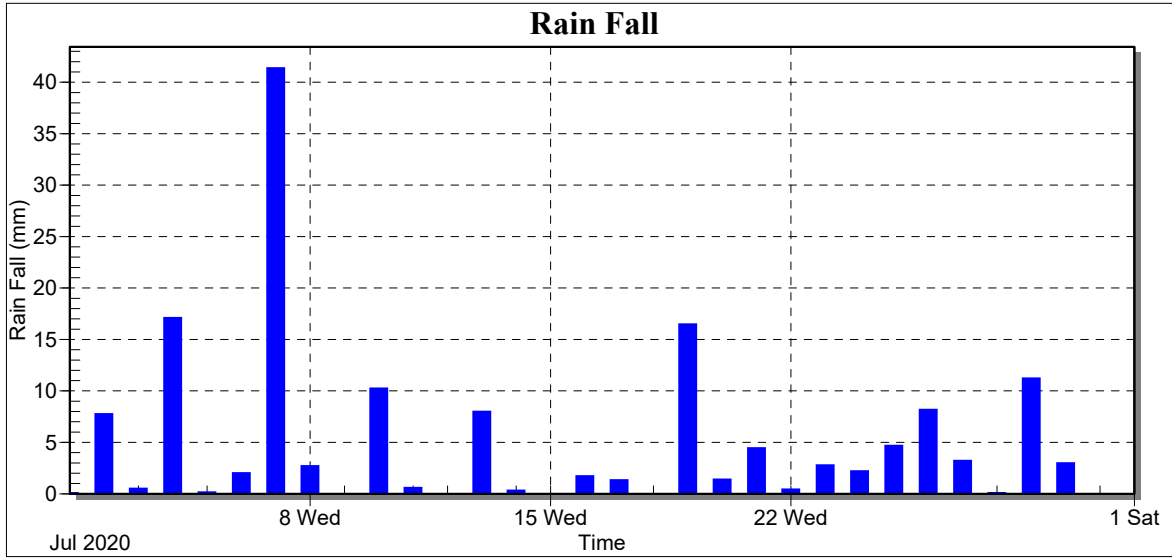
Weather Station: WH_500_Series

Location:

Report Type: 1 Month

Created: Saturday, November 21, 2020 9:49 AM

Report Period: July 2020





Weather Station: WH_500_Series

Location:

Report Type: 1 Month

Created: Saturday, November 21, 2020 9:49 AM

Report Period: July 2020

Date	Rain Fall (mm)
7/1/2020	0.05
7/2/2020	7.76
7/3/2020	0.51
7/4/2020	17.09
7/5/2020	0.15
7/6/2020	2.01
7/7/2020	41.38
7/8/2020	2.69
7/9/2020	0.00
7/10/2020	10.25
7/11/2020	0.58
7/12/2020	0.00
7/13/2020	7.99
7/14/2020	0.32
7/15/2020	0.00
7/16/2020	1.72
7/17/2020	1.33
7/18/2020	0.00
7/19/2020	16.47
7/20/2020	1.39
7/21/2020	4.44
7/22/2020	0.43
7/23/2020	2.77
7/24/2020	2.20
7/25/2020	4.67
7/26/2020	8.17
7/27/2020	3.21
7/28/2020	0.07
7/29/2020	11.21
7/30/2020	2.97
7/31/2020	0.00
Low	0.00
High	41.38
Average	4.90
Std Dev	8.12
Total	151.83



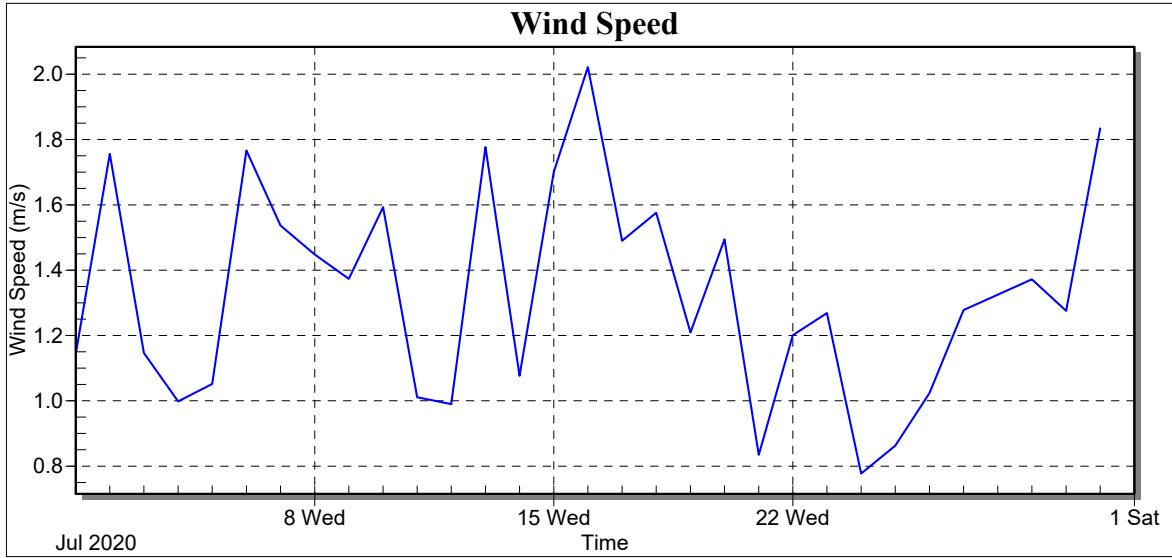
Weather Station: WH_500_Series

Location:

Report Type: 1 Month

Created: Saturday, November 21, 2020 9:49 AM

Report Period: July 2020





Weather Station: WH_500_Series

Location:

Report Type: 1 Month

Created: Saturday, November 21, 2020 9:49 AM

Report Period: July 2020

Date	Wind Speed Avg (m/s)
7/1/2020	1.14
7/2/2020	1.76
7/3/2020	1.15
7/4/2020	1.00
7/5/2020	1.05
7/6/2020	1.77
7/7/2020	1.54
7/8/2020	1.45
7/9/2020	1.37
7/10/2020	1.59
7/11/2020	1.01
7/12/2020	0.99
7/13/2020	1.78
7/14/2020	1.08
7/15/2020	1.70
7/16/2020	2.02
7/17/2020	1.49
7/18/2020	1.58
7/19/2020	1.21
7/20/2020	1.49
7/21/2020	0.83
7/22/2020	1.20
7/23/2020	1.27
7/24/2020	0.78
7/25/2020	0.86
7/26/2020	1.02
7/27/2020	1.28
7/28/2020	1.32
7/29/2020	1.37
7/30/2020	1.28
7/31/2020	1.83
Low	0.78
High	2.02
Average	1.33
Std Dev	0.32



Weather Station: WH_500_Series

Location:

Report Type: 1 Month

Created: Saturday, November 21, 2020 9:49 AM

Report Period: July 2020

Wind Rose

